

MONTHLY REPORT OF OFFENSES KNOWN TO THE POLICE:

1-720 (Rev. 02-22-13)

RETURN A

OMB No. 1110-0001

This report is authorized by law Title 28, Section 534, U.S. Code. Your cooperation in completing this form will assist the FBI, in compiling timely, comprehensive, and accurate data. Please submit this form monthly, by the seventh day after the close of the month, and any questions to the FBI, Criminal Justice Information Services Division, Attention: Uniform Crime Reports/Module E-3, 1000 Custer Hollow Road, Clarksburg, West Virginia, 26306; telephone 304-625-4830, facsimile 304-625-3566. Under the Paperwork Reduction Act, you are not required to complete this form unless it contains a valid OMB control number. The form takes approximately 10 minutes to complete. Instructions for preparing the form appear on the reverse side.

Expires 07-31-16

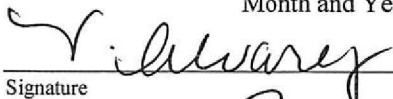
1 Classification of Offenses	2 Offenses Reported or Known to Police	3 Unfounded, i.e., False or Baseless Complaints	4 Number of Actual	5 Total Offenses Cleared by Arrest or Exceptional Means	6 Number of Clearances Involving Only Persons Under 18 Years of Age
1. CRIMINAL HOMICIDE					
a. Murder and Non-negligent Homicide	11				
b. Manslaughter by Negligence	12				
2. RAPE TOTAL					
a. Rape	20	1	1		
b. Attempt to Commit Rape	21	1	1		
	22				
Historical Rape (See instruction #15 below)					
3. ROBBERY TOTAL					
a. Firearm	30	8	8	3	
b. Knife or Cutting Instrument	31	4	4	1	
c. Other Dangerous Weapon	32				
d. Strong-Arm (Hands, Fists, Feet, etc.)	33	1	1		
	34	3	3	2	
4. ASSAULT TOTAL					
a. Firearm	40	19	19	6	
b. Knife or Cutting Instrument	41	1	1		
c. Other Dangerous Weapon	42	2	2		
d. Strong-Arm (Hands, Fists, Feet, etc.)	43	1	1		
e. Other Assaults - Simple	44	5	5	4	
	45	10	10	2	
5. BURGLARY TOTAL					
a. Forcible Entry	50	15	15		
b. Unlawful Entry - No Force	51	6	6		
c. Attempted Forcible Entry	52	8	8		
	53	1	1		
6. LARCENY - THEFT TOTAL					
	60	10	10		
7. MOTOR VEHICLE THEFT TOTAL					
a. Autos	70	17	17		
b. Trucks and Buses	71	12	12		
c. Other Vehicles	72	2	2		
	73	3	3		
GRAND TOTAL	77	70	70	9	

Checking any of the appropriate blocks below will eliminate your need to submit reports when the values are zero. This will also aid the national program in its quality control efforts.

- No Supplementary Homicide Report Submitted.
- No Supplement to Return A Submitted.
- No Law Enforcement Officers Killed or Assaulted.
- No Violent Crimes Against Seniors.
- No Hate Crimes.

- No Persons Under 18 Arrested.
- No Persons 18 or Over Arrested.
- No Arson Offenses Occurred.
- No Domestic Violence-Related Calls.
- No Anti-Reproduction Rights Crimes.

DESERT HOT SPRINGS PD
65950 PIERSON BLVD.
DESERT HOT SPRINGS, CA 92240
 Agency and State
CA0330600
 Agency ID
26,200
 Population

Month and Year of Report: **02/20**

 Signature Date
Virginia Alvarez **3-9-20**
 Report Prepared by **Records Clerk** Title
Jim Henson
 Chief

**MONTHLY REPORT OF OFFENSES KNOWN TO THE POLICE:
SUPPLEMENT TO RETURN A**

PROPERTY STOLEN BY CLASSIFICATION

CLASSIFICATION		ACTUAL OFFENSES (Column 4, Return A)	VALUE OF PROPERTY STOLEN
1. Murder/Nonnegligent Manslaughter	12		
2. Rape (Total)	20	1	
3. Robbery			
(a) Highway (Streets, Alleys, etc.)	31	1	
(b) Commercial House (Except c, d, f)	32		
(c) Gas or Service Station	33		
(d) Convenience Store	34	2	\$413
(e) Residence (Anywhere on the Premises)	35	1	
(f) Bank	36		
(g) Miscellaneous	37	4	\$2,230
TOTAL ROBBERY	30	8	\$2,643
4. Assault (Not Applicable)			
5. Burglary - Breaking or Entering			
(a) Residence (Dwelling)			
(1) Night (6 P.M. - 6 A.M.)	51	3	\$26,035
(2) Day (6 A.M. - 6 P.M.)	52	4	\$2,354
(3) Unknown	53	4	\$9,990
(b) Non-Residence (Store, Office, etc.)			
(1) Night (6 P.M. - 6 A.M.)	54	3	\$25
(2) Day (6 A.M. - 6 P.M.)	55		
(3) Unknown	56	1	\$10,000
TOTAL BURGLARY	50	15	\$48,404
6. Larceny - Theft (Except Motor Vehicle Theft)			
(a) Over \$400	64	4	\$8,710
(b) \$200 to \$400	61		
(c) \$50 to \$199	62	2	\$180
(d) Under \$50	63	4	\$90
TOTAL LARCENY (Same as Item 6X)	60	10	\$8,980
7. Motor Vehicle Theft (Include Alleged Joy Ride)	70	17	\$159,270
GRAND TOTAL - All Items	77		\$219,297
Additional Analysis of Larceny and Motor Vehicle Theft (6X and 7X)			
6X. Nature of Larcenies Under Item 6			
(a) Pocket-Picking	81		
(b) Purse-Snatching	82		
(c) Shoplifting	83		
(d) From Motor Vehicles (Except e)	84	3	\$2,750
(e) Motor Vehicle Parts and Accessories	85	3	\$1,025
(f) Bicycles	86		
(g) From Buildings (Except c and h)	87	3	\$5,180
(h) From Any Coin-Operated Machine (Parking Meters, etc.)	88		
(i) All Other	89	1	\$25
TOTAL LARCENIES (Same as Item 6)	80	10	\$8,980
7X. Motor Vehicles Recovered			
(a) Stolen Locally and Recovered Locally	91	8	
(b) Stolen Locally and Recovered by Other Jurisdictions	92	9	
(c) Total Locally Stolen Motor Vehicles Recovered	90	17	
(d) Stolen Out of Town, Recovered Locally	93	13	

**MONTHLY REPORT OF OFFENSES KNOWN TO THE POLICE:
SUPPLEMENT TO RETURN A**

PROPERTY BY TYPE AND VALUE

Type of Property		Value of Property Stolen and Recovered In Your Jurisdiction	
		Stolen	Recovered
(A) Currency, Notes, etc.	01	\$2,330	
(B) Jewelry and Precious Metals	02		
(C) Clothing and Furs	03	\$96	
(D) Locally Stolen Motor Vehicles	04	\$180,500	\$90,500
(E) Office Equipment	05	\$2,320	
(F) Televisions, Radios, Stereos, etc.	06	\$150	
(G) Firearms	07		
(H) Household Goods	08	\$2,120	
(I) Consumable Goods	09	\$8	\$8
(J) Livestock	10		
(K) Miscellaneous	11	\$31,773	
TOTAL	00	\$219,297	\$90,508

NOTE: Total of column (2) should agree with grand total (DATA ENTRY 77) shown on page 2. In column (3) include all property recovered even though stolen in prior months. The above is an accounting for only that property stolen in your jurisdiction. This will include property recovered for you by other jurisdictions but not property you recover for them.

DESERT HOT SPRINGS PD
65950 PIERSON BLVD.
DESERT HOT SPRINGS, CA 92240
 Agency and State
CA0330600
 Agency ID
26,200
 Population

Month and Year of Report: **02/20**
Virginia Alvarez 3-9-20
 Signature Date
Virginia Alvarez Records Clerk
 Report Prepared by Title
Jim Henson
 Chief

**DESERT HOT SPRINGS POLICE DEPARTMENT
2020 CRIME STATISTICS REPORT**

Crimes	January	February	March	April	May	June	July	August	September	October	November	December	Totals
Criminal Homicide													
a. Homicide & Non-negligent	0	0											0
b. Manslaughter	0	0											0
Rape													
a. Rape	0	1											1
b. Attempts to Commit Rape	0	0											0
Robbery													
a. Firearm	1	4											5
b. Knife or Cutting Instrument	0	0											0
c. Other Dangerous Weapon	0	1											1
d. Strong-Arm (Hands,Fists,Feet,etc.)	1	2											3
Assault													
a. Firearm	3	1											4
b. Knife or Cutting Instrument	2	1											3
c. Other Dangerous Weapon	2	1											3
d. Strong-Arm (Hands,Fists,Feet,etc.)	9	7											16
e. Other Assaults - Simple	14	10											24
Burglary													
a. Forcible Entry	7	6											13
b. Unlawful Entry - No Force	4	7											11
c. Attempted Forcible Entry	0	1											1
Larceny - Theft	13	10											23
Motor Vehicle Theft													
a. Autos	13	11											24
b. Trucks and Buses	6	2											8
c. Other Vehicles	1	3											4
2020 Totals	76	68											144
2019 Totals	95	86	110	114	75	81	100	83	65	106	84	83	1082


 Chief, Jim Henson

MONTHLY REPORT OF OFFENSES KNOWN TO THE POLICE

1-720 (Rev. 02-22-13)

RETURN A

OMB No. 1110-0001

This report is authorized by law Title 28, Section 534, U.S. Code. Your cooperation in completing this form will assist the FBI, in compiling timely, comprehensive, and accurate data. Please submit this form monthly, by the seventh day after the close of the month, and any questions to the FBI, Criminal Justice Information Services Division, Attention: Uniform Crime Reports/Module E-3, 1000 Custer Hollow Road, Clarksburg, West Virginia, 26306; telephone 304-625-4830, facsimile 304-625-3566. Under the Paperwork Reduction Act, you are not required to complete this form unless it contains a valid OMB control number. The form takes approximately 10 minutes to complete. Instructions for preparing the form appear on the reverse side.



Expires 07-31-16

1 Classification of Offenses	2 Offenses Reported or Known to Police	3 Unfounded, i.e., False or Baseless Complaints	4 Number of Actual	5 Total Offenses Cleared by Arrest or Exceptional Means	6 Number of Clearances Involving Only Persons Under 18 Years of Age
1. CRIMINAL HOMICIDE					
a. Murder and Non-negligent Homicide	11				
b. Manslaughter by Negligence	12				
2. RAPE TOTAL					
a. Rape	20	2	2		
b. Attempt to Commit Rape	21	2	2		
	22				
Historical Rape (See instruction #15 below)					
3. ROBBERY TOTAL					
a. Firearm	30	5	5	3	
b. Knife or Cutting Instrument	31	4	4	3	
c. Other Dangerous Weapon	32				
d. Strong-Arm (Hands, Fists, Feet, etc.)	33				
	34	1	1		
4. ASSAULT TOTAL					
a. Firearm	40	21	21	13	
b. Knife or Cutting Instrument	41	1	1	1	
c. Other Dangerous Weapon	42				
d. Strong-Arm (Hands, Fists, Feet, etc.)	43	1	1	1	
e. Other Assaults - Simple	44	6	6	4	
	45	13	13	7	
5. BURGLARY TOTAL					
a. Forcible Entry	50	9	9	1	
b. Unlawful Entry - No Force	51	8	8	1	
c. Attempted Forcible Entry	52				
	53	1	1		
6. LARCENY - THEFT TOTAL					
	60	18	18	1	
7. MOTOR VEHICLE THEFT TOTAL					
a. Autos	70	17	17		
b. Trucks and Buses	71	5	5		
c. Other Vehicles	72	9	9		
	73	3	3		
GRAND TOTAL	77	72	72	18	

Checking any of the appropriate blocks below will eliminate your need to submit reports when the values are zero. This will also aid the national program in its quality control efforts.

- No Supplementary Homicide Report Submitted.
- No Supplement to Return A Submitted.
- No Law Enforcement Officers Killed or Assaulted.
- No Violent Crimes Against Seniors.
- No Hate Crimes.
- No Persons Under 18 Arrested.
- No Persons 18 or Over Arrested.
- No Arson Offenses Occurred.
- No Domestic Violence-Related Calls.
- No Anti-Reproduction Rights Crimes.

DESERT HOT SPRINGS PD
65950 PIERSON BLVD.
DESERT HOT SPRINGS, CA 92240
 Agency and State
CA0330600
 Agency ID
28,492
 Population

Month and Year of Report: **03/20**

 Signature _____ Date **4-8-20**
Virginia Alvarez
 Report Prepared by _____ Title **Records Clerk**

Jim Henson
 Chief _____ Title **4/8/20**

**MONTHLY REPORT OF OFFENSES KNOWN TO THE POLICE
SUPPLEMENT TO RETURN A**

PROPERTY STOLEN BY CLASSIFICATION

CLASSIFICATION		ACTUAL OFFENSES (Column 4, Return A)	VALUE OF PROPERTY STOLEN
1. Murder/Nonnegligent Manslaughter	12		
2. Rape (Total)	20	2	
3. Robbery			
(a) Highway (Streets, Alleys, etc.)	31		
(b) Commercial House (Except c, d, f)	32		
(c) Gas or Service Station	33		
(d) Convenience Store	34	1	\$200
(e) Residence (Anywhere on the Premises)	35	2	\$4,200
(f) Bank	36		
(g) Miscellaneous	37	2	\$5,150
TOTAL ROBBERY	30	5	\$9,550
4. Assault (Not Applicable)			
5. Burglary - Breaking or Entering			
(a) Residence (Dwelling)			
(1) Night (6 P.M. - 6 A.M.)	51	3	Ø
(2) Day (6 A.M. - 6 P.M.)	52	1	Ø
(3) Unknown	53	3	\$302,710
(b) Non-Residence (Store, Office, etc.)			
(1) Night (6 P.M. - 6 A.M.)	54	2	\$800
(2) Day (6 A.M. - 6 P.M.)	55		
(3) Unknown	56		
TOTAL BURGLARY	50	9	\$303,510
6. Larceny - Theft (Except Motor Vehicle Theft)			
(a) Over \$400	64	7	\$12,573
(b) \$200 to \$400	61		
(c) \$50 to \$199	62	4	\$250
(d) Under \$50	63	7	\$165
TOTAL LARCENY (Same as Item 6X)	60	18	\$12,988
7. Motor Vehicle Theft (Include Alleged Joy Ride)	70	17	\$182,200
GRAND TOTAL- All Items	77		\$508,248
Additional Analysis of Larceny and Motor Vehicle Theft(6X and 7X)			
6X. Nature of Larcenies Under Item 6			
(a) Pocket-Picking	81		
(b) Purse-Snatching	82		
(c) Shoplifting	83		
(d) From Motor Vehicles (Except e)	84	11	\$7,554
(e) Motor Vehicle Parts and Accessories	85	5	\$195
(f) Bicycles	86		
(g) From Buildings (Except c and h)	87	1	\$3,650
(h) From Any Coin-Operated Machine (Parking Meters, etc.)	88		
(i) All Other	89	1	\$1,589
TOTAL LARCENIES (Same as Item 6)	80	18	\$12,988
7X. Motor Vehicles Recovered			
(a) Stolen Locally and Recovered Locally	91	8	
(b) Stolen Locally and Recovered by Other Jurisdictions	92	6	
(c) Total Locally Stolen Motor Vehicles Recovered	90	14	
(d) Stolen Out of Town, Recovered Locally	93	7	

**MONTHLY REPORT OF OFFENSES KNOWN TO THE POLICE
SUPPLEMENT TO RETURN A**

PROPERTY BY TYPE AND VALUE

Type of Property		Value of Property Stolen and Recovered In Your Jurisdiction	
		Stolen	Recovered
(A) Currency, Notes, etc.	01	\$6,114	
(B) Jewelry and Precious Metals	02		
(C) Clothing and Furs	03	\$150	
(D) Locally Stolen Motor Vehicles	04	\$181,500	\$129,200
(E) Office Equipment	05	\$3,300	\$1,600
(F) Televisions, Radios, Stereos, etc.	06		
(G) Firearms	07	\$3,650	\$1,400
(H) Household Goods	08	\$1,659	
(I) Consumable Goods	09	\$200	
(J) Livestock	10		
(K) Miscellaneous	11	\$311,675	\$50
TOTAL	00	\$508,248	\$132,250

NOTE: Total of column (2) should agree with grand total (DATA ENTRY77) shown on page 2. In column (3) include all property recovered even though stolen in prior months. The above is an accounting for only that property stolen in your jurisdiction. This will include property recovered for you by other jurisdictions but not property you recover for them.

DESERT HOT SPRINGS PD
65950 PIERSON BLVD.
DESERT HOT SPRINGS, CA 92240
 Agency and State
CA0330600
 Agency ID
28,492
 Population

Month and Year of Report: **03/20**

Virginia Alvarez 4-8-20
 Signature Date
Virginia Alvarez *Records Clerk*
 Report Prepared by Title
Jim Henson *JH* 4/8/20
 Chief

**DESERT HOT SPRINGS POLICE DEPARTMENT
2020 CRIME STATISTICS REPORT**

Crimes	January	February	March	April	May	June	July	August	September	October	November	December	Totals
Criminal Homicide													
a. Homicide & Non-negligent	0	0	0										0
b. Manslaughter	0	0	0										0
Rape													
a. Rape	0	1	2										3
b. Attempts to Commit Rape	0	0	0										0
Robbery													
a. Firearm	1	4	4										9
b. Knife or Cutting Instrument	0	0	0										0
c. Other Dangerous Weapon	0	1	0										1
d. Strong-Arm (Hands, Fists, Feet, etc.)	1	2	1										4
Assault													
a. Firearm	3	1	1										5
b. Knife or Cutting Instrument	2	1	0										3
c. Other Dangerous Weapon	2	1	1										4
d. Strong-Arm (Hands, Fists, Feet, etc.)	9	7	6										22
e. Other Assaults - Simple	14	10	13										37
Burglary													
a. Forcible Entry	7	6	8										21
b. Unlawful Entry - No Force	4	7	0										11
c. Attempted Forcible Entry	0	1	1										2
Larceny - Theft													
Motor Vehicle Theft													
a. Autos	13	11	5										29
b. Trucks and Buses	6	2	9										17
c. Other Vehicles	1	3	3										7
2020 Totals	76	68	72										216
2019 Totals	95	86	110	114	75	81	100	83	65	106	84	83	1082

Chief, Jim Henson



MONTHLY REPORT OF OFFENSES KNOWN TO THE POLICE

1-720 (Rev. 02-22-13)

RETURN A

OMB No. 1110-0001

This report is authorized by law Title 28, Section 534, U.S. Code. Your cooperation in completing this form will assist the FBI, in compiling timely, comprehensive, and accurate data. Please submit this form monthly, by the seventh day after the close of the month, and any questions to the FBI, Criminal Justice Information Services Division, Attention: Uniform Crime Reports/Module E-3, 1000 Custer Hollow Road, Clarksburg, West Virginia, 26306; telephone 304-625-4830, facsimile 304-625-3566. Under the Paperwork Reduction Act, you are not required to complete this form unless it contains a valid OMB control number. The form takes approximately 10 minutes to complete. Instructions for preparing the form appear on the reverse side.



Expires 07-31-16

1 Classification of Offenses	2 Offenses Reported or Known to Police	3 Unfounded, i.e., False or Baseless Complaints	4 Number of Actual	5 Total Offenses Cleared by Arrest or Exceptional Means	6 Number of Clearances Involving Only Persons Under 18 Years of Age
1. CRIMINAL HOMICIDE					
a. Murder and Non-negligent Homicide	11				
b. Manslaughter by Negligence	12				
2. RAPE TOTAL					
a. Rape	20	1	1		
b. Attempt to Commit Rape	21	1	1		
	22				
Historical Rape (See instruction #15 below)					
3. ROBBERY TOTAL					
a. Firearm	30	1	1		
b. Knife or Cutting Instrument	31	1	1		
c. Other Dangerous Weapon	32				
d. Strong-Arm (Hands, Fists, Feet, etc.)	33				
	34				
4. ASSAULT TOTAL					
a. Firearm	40	33	33	17	
b. Knife or Cutting Instrument	41	4	4	2	
c. Other Dangerous Weapon	42	4	4	2	
d. Strong-Arm (Hands, Fists, Feet, etc.)	43	6	6	3	
e. Other Assaults - Simple	44	1	1	1	
	45	18	18	9	
5. BURGLARY TOTAL					
a. Forcible Entry	50	11	11	3	1
b. Unlawful Entry - No Force	51	9	9	2	1
c. Attempted Forcible Entry	52	1	1		
	53	1	1	1	
6. LARCENY - THEFT TOTAL					
	60	13	13		
7. MOTOR VEHICLE THEFT TOTAL					
a. Autos	70	20	20		
b. Trucks and Buses	71	13	13		
c. Other Vehicles	72	5	5		
	73	2	2		
GRAND TOTAL	77	79	79	20	1

Checking any of the appropriate blocks below will eliminate your need to submit reports when the values are zero. This will also aid the national program in its quality control efforts.

- No Supplementary Homicide Report Submitted.
- No Supplement to Return A Submitted.
- No Law Enforcement Officers Killed or Assaulted.
- No Violent Crimes Against Seniors.
- No Hate Crimes.
- No Persons Under 18 Arrested.
- No Persons 18 or Over Arrested.
- No Arson Offenses Occurred.
- No Domestic Violence-Related Calls.
- No Anti-Reproduction Rights Crimes.

DESERT HOT SPRINGS PD
65950 PIERSON BLVD.
DESERT HOT SPRINGS, CA 92240
 Agency and State
CA0330600
 Agency ID
28,492
 Population

Month and Year of Report: **04/20**

 Signature _____ Date **5-12-20**
Virginia Alvarez *Records Clerk*
 Report Prepared by _____ Title
Jim Henson 
 Chief

**MONTHLY REPORT OF OFFENSES KNOWN TO THE POLICE
SUPPLEMENT TO RETURN A**

PROPERTY STOLEN BY CLASSIFICATION

CLASSIFICATION		ACTUAL OFFENSES (Column 4, Return A)	VALUE OF PROPERTY STOLEN
1. Murder/Nonnegligent Manslaughter	12		
2. Rape (Total)	20	1	
3. Robbery			
(a) Highway (Streets, Alleys, etc.)	31		
(b) Commercial House (Except c, d, f)	32		
(c) Gas or Service Station	33		
(d) Convenience Store	34		
(e) Residence (Anywhere on the Premises)	35		
(f) Bank	36		
(g) Miscellaneous	37	1	0
TOTAL ROBBERY	30	1	0
4. Assault (Not Applicable)			
5. Burglary - Breaking or Entering			
(a) Residence (Dwelling)			
(1) Night (6 P.M. - 6 A.M.)	51	4	\$27,526
(2) Day (6 A.M. - 6 P.M.)	52	1	\$410
(3) Unknown	53	1	\$20
(b) Non-Residence (Store, Office, etc.)			
(1) Night (6 P.M. - 6 A.M.)	54	3	\$526,025
(2) Day (6 A.M. - 6 P.M.)	55	2	
(3) Unknown	56		
TOTAL BURGLARY	50	11	\$553,981
6. Larceny - Theft (Except Motor Vehicle Theft)			
(a) Over \$400	64	4	\$7,313
(b) \$200 to \$400	61		
(c) \$50 to \$199	62	2	\$120
(d) Under \$50	63	7	\$182
TOTAL LARCENY (Same as Item 6X)	60	13	\$7,615
7. Motor Vehicle Theft (Include Alleged Joy Ride)	70	20	\$145,370
GRAND TOTAL- All Items	77		\$706,966
Additional Analysis of Larceny and Motor Vehicle Theft(6X and 7X)			
6X. Nature of Larcenies Under Item 6			
(a) Pocket-Picking	81		
(b) Purse-Snatching	82	1	\$41
(c) Shoplifting	83		
(d) From Motor Vehicles (Except e)	84	7	\$2,998
(e) Motor Vehicle Parts and Accessories	85	3	\$76
(f) Bicycles	86		
(g) From Buildings (Except c and h)	87	1	\$3,500
(h) From Any Coin-Operated Machine (Parking Meters, etc.)	88		
(i) All Other	89	1	\$1,000
TOTAL LARCENIES (Same as Item 6)	80	13	\$7,615
7X. Motor Vehicles Recovered			
(a) Stolen Locally and Recovered Locally	91	10	
(b) Stolen Locally and Recovered by Other Jurisdictions	92	8	
(c) Total Locally Stolen Motor Vehicles Recovered	90	18	
(d) Stolen Out of Town, Recovered Locally	93	9	

**MONTHLY REPORT OF OFFENSES KNOWN TO THE POLICE
SUPPLEMENT TO RETURN A**

PROPERTY BY TYPE AND VALUE

Type of Property		Value of Property Stolen and Recovered In Your Jurisdiction	
		Stolen	Recovered
(A) Currency, Notes, etc.	01	\$1,535	\$1,000
(B) Jewelry and Precious Metals	02		
(C) Clothing and Furs	03		
(D) Locally Stolen Motor Vehicles	04	\$170,950	\$176,150
(E) Office Equipment	05	\$350	\$350
(F) Televisions, Radios, Stereos, etc.	06	\$10,168	
(G) Firearms	07		
(H) Household Goods	08	\$135	\$50
(I) Consumable Goods	09	\$20	
(J) Livestock	10		
(K) Miscellaneous	11	\$523,808	\$10
TOTAL	00	\$706,966	\$177,560

NOTE: Total of column (2) should agree with grand total (DATA ENTRY77) shown on page 2. In column (3) include all property recovered even though stolen in prior months. The above is an accounting for only that property stolen in your jurisdiction. This will include property recovered for you by other jurisdictions but not property you recover for them.


DESERT HOT SPRINGS PD
65950 PIERSON BLVD.
DESERT HOT SPRINGS, CA 92240
 Agency and State
CA0330600
 Agency ID
28,492
 Population

Month and Year of Report: **04/20**

Virginia Alvarez 5-12-20
 Signature Date
Virginia Alvarez *Records Clerk*
 Report Prepared by Title
Jim Henson *J. Henson*
 Chief

**DESERT HOT SPRINGS POLICE DEPARTMENT
2020 CRIME STATISTICS REPORT**

Crimes	January	February	March	April	May	June	July	August	September	October	November	December	Totals
Criminal Homicide													
a. Homicide & Non-negligent	0	0	0	0									0
b. Manslaughter	0	0	0	0									0
Rape													
a. Rape	0	1	2	1									4
b. Attempts to Commit Rape	0	0	0	0									0
Robbery													
a. Firearm	1	4	4	1									10
b. Knife or Cutting Instrument	0	0	0	0									0
c. Other Dangerous Weapon	0	1	0	0									1
d. Strong Arm (Hands, Fists, Feet, etc.)	1	2	1	0									4
Assault													
a. Firearm	3	1	1	4									9
b. Knife or Cutting Instrument	2	1	0	4									7
c. Other Dangerous Weapon	2	1	1	6									10
d. Strong Arm (Hands, Fists, Feet, etc.)	9	7	6	1									23
e. Other Assaults - Simple	14	10	13	18									55
Burglary													
a. Forcible Entry	7	6	8	9									30
b. Unlawful Entry - No Force	4	7	0	1									12
c. Attempted Forcible Entry	0	1	1	1									3
Larceny - Theft													
a. Motor Vehicle Theft	13	10	18	13									54
b. Autos	13	11	5	13									42
c. Trucks and Buses	6	2	9	5									22
d. Other Vehicles	1	3	3	2									9
2020 Totals	76	68	72	79									295
2019 Totals	95	86	110	114	75	81	100	83	65	106	84	83	1082


 Chief Jim Henson

MONTHLY REPORT OF OFFENSES KNOWN TO THE POLICE

1-720 (Rev. 02-22-13)

RETURN A

OMB No. 1110-0001

This report is authorized by law Title 28, Section 534, U.S. Code. Your cooperation in completing this form will assist the FBI, in compiling timely, comprehensive, and accurate data. Please submit this form monthly, by the seventh day after the close of the month, and any questions to the FBI, Criminal Justice Information Services Division, Attention: Uniform Crime Reports/Module E-3, 1000 Custer Hollow Road, Clarksburg, West Virginia, 26306; telephone 304-625-4830, facsimile 304-625-3566. Under the Paperwork Reduction Act, you are not required to complete this form unless it contains a valid OMB control number. The form takes approximately 10 minutes to complete. Instructions for preparing the form appear on the reverse side.

Expires 07-31-16

1 Classification of Offenses	2 Offenses Reported or Known to Police	3 Unfounded, i.e., False or Baseless Complaints	4 Number of Actual	5 Total Offenses Cleared by Arrest or Exceptional Means	6 Number of Clearances Involving Only Persons Under 18 Years of Age
1. CRIMINAL HOMICIDE					
a. Murder and Non-negligent Homicide	11	1	1	1	
b. Manslaughter by Negligence	12				
2. RAPE TOTAL					
a. Rape	20	2	2	2	
b. Attempt to Commit Rape	21	2	2	2	
	22				
Historical Rape (See instruction #15 below)					
3. ROBBERY TOTAL					
a. Firearm	30	5	5	2	
b. Knife or Cutting Instrument	31	2	2	1	
c. Other Dangerous Weapon	32				
d. Strong-Arm (Hands, Fists, Feet, etc.)	33	1	1	1	
	34	2	2		
4. ASSAULT TOTAL					
a. Firearm	40	46	46	28	
b. Knife or Cutting Instrument	41	5	5	2	
c. Other Dangerous Weapon	42	3	3	3	
d. Strong-Arm (Hands, Fists, Feet, etc.)	43	11	11	9	
e. Other Assaults - Simple	44	7	7	5	
	45	20	20	9	
5. BURGLARY TOTAL					
a. Forcible Entry	50	8	8		
b. Unlawful Entry - No Force	51	5	5		
c. Attempted Forcible Entry	52	2	2		
	53	1	1		
6. LARCENY - THEFT TOTAL					
	60	12	12		
7. MOTOR VEHICLE THEFT TOTAL					
a. Autos	70	27	27	1	
b. Trucks and Buses	71	14	14	1	
c. Other Vehicles	72	7	7		
	73	6	6		
GRAND TOTAL	77	101	101	34	

Checking any of the appropriate blocks below will eliminate your need to submit reports when the values are zero. This will also aid the national program in its quality control efforts.

- No Supplementary Homicide Report Submitted.
- No Supplement to Return A Submitted.
- No Law Enforcement Officers Killed or Assaulted.
- No Violent Crimes Against Seniors.
- No Hate Crimes.
- No Persons Under 18 Arrested.
- No Persons 18 or Over Arrested.
- No Arson Offenses Occurred.
- No Domestic Violence-Related Calls.
- No Anti-Reproduction Rights Crimes.

DESERT HOT SPRINGS PD
65950 PIERSON BLVD.
DESERT HOT SPRINGS, CA 92240
 Agency and State
CA0330600
 Agency ID
28,492
 Population

Month and Year of Report: **05/20**

V. Alvarez **6-7-20**
 Signature Date
Virginia Alvarez *Records Clerk*
 Report Prepared by Title
Jim Henson
 Chief

**MONTHLY REPORT OF OFFENSES KNOWN TO THE POLICE
SUPPLEMENT TO RETURN A**

PROPERTY STOLEN BY CLASSIFICATION

CLASSIFICATION		ACTUAL OFFENSES (Column 4, Return A)	VALUE OF PROPERTY STOLEN
1. Murder/Nonnegligent Manslaughter	12	1	
2. Rape (Total)	20	2	
3. Robbery			
(a) Highway (Streets, Alleys, etc.)	31	1	\$1,310
(b) Commercial House (Except c, d, f)	32		
(c) Gas or Service Station	33		
(d) Convenience Store	34		
(e) Residence (Anywhere on the Premises)	35	1	\$2,200
(f) Bank	36		
(g) Miscellaneous	37	3	\$4,650
TOTAL ROBBERY	30	5	\$8,160
4. Assault (Not Applicable)			
5. Burglary - Breaking or Entering			
(a) Residence (Dwelling)			
(1) Night (6 P.M. - 6 A.M.)	51	2	\$170
(2) Day (6 A.M. - 6 P.M.)	52		
(3) Unknown	53	1	\$4,160
(b) Non-Residence (Store, Office, etc.)			
(1) Night (6 P.M. - 6 A.M.)	54	4	\$1,141
(2) Day (6 A.M. - 6 P.M.)	55		
(3) Unknown	56	1	\$300
TOTAL BURGLARY	50	8	\$5,771
6. Larceny - Theft (Except Motor Vehicle Theft)			
(a) Over \$400	64	4	\$6,600
(b) \$200 to \$400	61	2	\$550
(c) \$50 to \$199	62	1	\$63
(d) Under \$50	63	5	\$82
TOTAL LARCENY (Same as Item 6X)	60	12	\$7,295
7. Motor Vehicle Theft (Include Alleged Joy Ride)	70	27	\$204,200
GRAND TOTAL - All Items	77		\$225,426
Additional Analysis of Larceny and Motor Vehicle Theft(6X and 7X)			
6X. Nature of Larcenies Under Item 6			
(a) Pocket-Picking	81		
(b) Purse-Snatching	82		
(c) Shoplifting	83		
(d) From Motor Vehicles (Except e)	84	6	\$3,514
(e) Motor Vehicle Parts and Accessories	85	1	\$16
(f) Bicycles	86		
(g) From Buildings (Except c and h)	87	3	\$3,750
(h) From Any Coin-Operated Machine (Parking Meters, etc.)	88		
(i) All Other	89	2	\$15
TOTAL LARCENIES (Same as Item 6)	80	12	\$7,295
7X. Motor Vehicles Recovered			
(a) Stolen Locally and Recovered Locally	91	13	
(b) Stolen Locally and Recovered by Other Jurisdictions	92	8	
(c) Total Locally Stolen Motor Vehicles Recovered	90	21	
(d) Stolen Out of Town, Recovered Locally	93	19	

**MONTHLY REPORT OF OFFENSES KNOWN TO THE POLICE
SUPPLEMENT TO RETURN A**

PROPERTY BY TYPE AND VALUE

Type of Property		Value of Property Stolen and Recovered In Your Jurisdiction	
		Stolen	Recovered
(A) Currency, Notes, etc.	01	\$8,720	
(B) Jewelry and Precious Metals	02		
(C) Clothing and Furs	03		
(D) Locally Stolen Motor Vehicles	04	\$205,000	\$145,530
(E) Office Equipment	05		
(F) Televisions, Radios, Stereos, etc.	06	\$1,796	\$330
(G) Firearms	07	\$250	
(H) Household Goods	08	\$2,663	
(I) Consumable Goods	09		
(J) Livestock	10		
(K) Miscellaneous	11	\$6,997	\$735
TOTAL	00	\$225,426	\$146,595

NOTE: Total of column (2) should agree with grand total (DATA ENTRY77) shown on page 2. In column (3) include all property recovered even though stolen in prior months. The above is an accounting for only that property stolen in your jurisdiction. This will include property recovered for you by other jurisdictions but not property you recover for them.

DESERT HOT SPRINGS PD
65950 PIERSON BLVD.
DESERT HOT SPRINGS, CA 92240
 Agency and State
CA0330600
 Agency ID
28,492
 Population

Month and Year of Report: **05/20**

Virginia Alvarez 6-7-20
 Signature Date
Virginia Alvarez Records Clerk
 Report Prepared by Title
Jim Henson
 Chief

**DESERT HOT SPRINGS POLICE DEPARTMENT
2020 CRIME STATISTICS REPORT**

Crimes	January	February	March	April	May	June	July	August	September	October	November	December	Totals
Criminal Homicide													
a. Homicide & Non-negligent	0	0	0	0	1								1
b. Manslaughter	0	0	0	0	0								0
Rape													
a. Rape	0	1	2	1	2								6
b. Attempts to Commit Rape	0	0	0	0	0								0
Robbery													
a. Firearm	1	4	4	1	2								12
b. Knife or Cutting Instrument	0	0	0	0	0								0
c. Other Dangerous Weapon	0	1	0	0	1								2
d. Strong-Arm (Hands,Fists,Feet,etc.)	1	2	1	0	2								6
Assault													
a. Firearm	3	1	1	4	5								14
b. Knife or Cutting Instrument	2	1	0	4	3								10
c. Other Dangerous Weapon	2	1	1	6	11								21
d. Strong-Arm (Hands,Fists,Feet,etc.)	9	7	6	1	7								30
e. Other Assaults - Simple	14	10	13	18	20								75
Burglary													
a. Forcible Entry	7	6	8	9	5								35
b. Unlawful Entry - No Force	4	7	0	1	2								14
c. Attempted Forcible Entry	0	1	1	1	1								4
Larceny - Theft	13	10	18	13	12								66
Motor Vehicle Theft													
a. Autos	13	11	5	13	14								56
b. Trucks and Buses	6	2	9	5	7								29
c. Other Vehicles	1	3	3	2	6								15
2020 Totals	76	68	72	79	101								396
2019 Totals	95	86	110	114	75	81	100	83	65	106	84	83	1082


Chief, Jim Henson