

CAL FIRE/Riverside County Fire Department

Unit Response Statistics *

*The numbers provided on this report are actual Unit Responses and not Incident Counts. To obtain Incident Counts use the Incident Report.



Shawn C. Newman

Fire Chief

7/2/2020

Report Provided By: Riverside County Fire Department

Communications and Technology Division

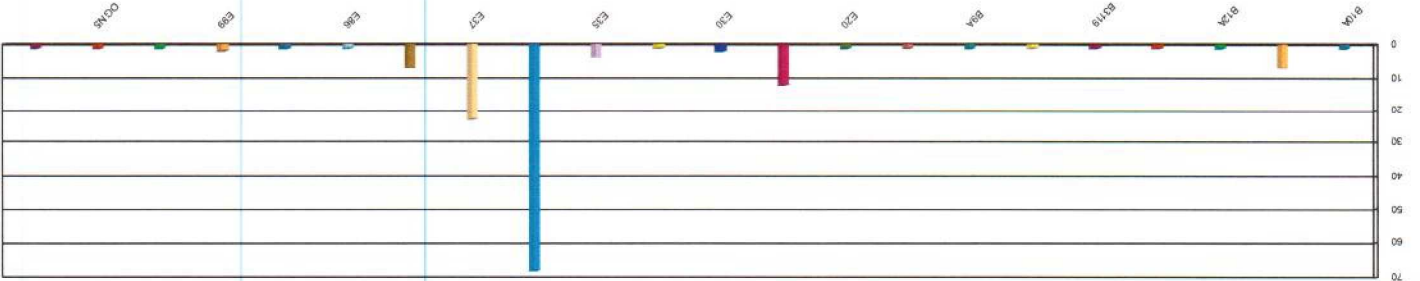
GIS Section

Please refer to Map and Unit Responses by Battalion, Station, and Jurisdiction

Incidents Reported for Date between 6/1/2020 and 6/30/2020 and Station 36 and Both (Code 2, Alpha, Omega, Code 3, Charlie, Delta, Bravo, Echo)

"Incidents are shown based on the units that responded.

Unit Response Activity



Enroute Time = When a unit has been acknowledged as responding. Onscene Time = When a unit has been acknowledged as being on scene. For any other statistic outside Enroute to Onscene please contact the IT Help Desk at 951-940-6900

Average Enroute to Onscene Time*

Category	Average	% 0 to 5 min
<5 Minutes	36	
+5 Minutes	80	
Average	7.3	25.9%

*CODE 3 and CODE 2 incidents are included in the total count of incidents and the average Enroute to Onscene Time.

*The numbers provided on this report may reflect multiple unit responses to a single incident.

Last Updated 7/2/2020 3:

"Incidents are shown based on the units that responded.

Unit Responses by Battalion, Station and Jurisdiction

	Alarm	False	Medical	Other	Other	Misc	Public	Standby	Traffic	Collision	Vehicle	Wildland	Total
City of Desert	0	0	0	0	0	0	0	0	0	1	0	0	1
B10B	0	0	0	0	0	0	0	0	0	0	0	0	0
Hot Springs	0	0	0	0	0	0	0	0	0	1	0	0	1
E24	0	0	0	0	0	0	0	0	0	0	0	0	0
E35	0	0	0	0	0	0	0	0	0	0	0	0	0
E36	0	1	15	0	0	0	2	2	2	0	0	0	23
E37	0	1	3	0	0	0	0	1	1	0	0	0	6
E56	0	0	0	0	0	0	0	0	0	0	0	0	0
E86	0	0	0	0	0	0	0	0	0	0	0	0	0
City of Palm	0	0	0	0	0	0	0	0	0	0	0	0	0
B12A	0	0	0	0	0	0	0	0	0	0	0	0	0
B3116	0	0	0	0	0	0	0	0	0	0	0	0	0
B7A	0	0	0	0	0	0	0	0	0	0	0	0	0
B7A	0	0	0	1	0	0	0	0	0	0	0	0	1
DC3108	0	0	0	1	0	0	0	0	0	0	0	0	1
E30	0	0	0	0	0	0	0	0	0	0	0	0	0
E30	0	1	0	0	0	0	0	0	0	0	0	0	1
E35	0	0	0	1	0	0	0	0	0	0	0	0	1
E36	0	0	1	0	0	0	0	0	0	0	0	0	1
E37	0	1	0	0	0	0	0	0	0	0	0	0	1
OGN3	0	0	0	1	0	0	0	0	0	0	0	0	1
OGN5	0	0	0	0	0	0	0	0	0	0	0	0	0
Riverside	0	0	0	0	0	0	0	0	0	0	0	0	0
B10A	0	0	0	0	0	0	0	0	0	0	0	0	0
B10B	0	0	0	0	0	0	0	0	0	0	0	0	0
County	0	0	0	0	0	0	0	0	0	0	0	0	0
B3119	0	0	0	0	0	0	0	0	0	0	0	0	0
Unincorporate	0	0	0	0	0	0	0	0	0	0	0	0	0
B9A	0	0	0	0	0	0	0	0	0	0	0	0	0
E20	0	0	0	0	0	0	0	0	0	0	0	0	0
E24	0	0	0	0	0	0	0	0	0	5	1	4	11
E30	0	0	0	0	0	0	0	0	0	0	1	0	1
E30	0	0	0	0	0	0	0	0	0	0	0	0	0
E3160	0	0	0	0	0	0	0	0	0	0	0	0	0
E36	0	0	2	0	1	1	1	1	8	1	1	5	44
E37	0	8	0	0	0	0	1	1	2	2	0	5	16
E56	0	0	1	0	0	0	0	0	1	1	1	1	4
E86	0	0	0	0	0	0	0	0	0	0	0	0	0
E99	0	0	0	0	0	0	0	1	0	0	0	0	1
WT30	0	0	0	0	0	0	0	0	0	0	1	0	1
Grand Total	4	56	7	1	3	9	24	8	27	139			

City of Desert Hot Springs	E37	1
Sub Total	E36	1
Riverside County Unincorporated A	E36	2
Total		4

The numbers provided on this report may reflect multiple unit responses to a single incident.

Last Updated 7/2/2020 3:

*Incidents are shown based on the units that responded.

Unit Medical Responses by Definition

Grand Total	3
Riverside County Unincorporated A Sub Total	2
Total	3

Unit Medical Responses by Definition (Continued)

Continued			
Medical	Medical Fall		
	Medical Diff		
	Breathing		
City of Desert	Station 36	E36	0
Hot Springs	Skyborne		0
Total			1
Riverside	Station 36	E36	1
County	Skyborne		1
Total			2
Unincorporated			1
Grand Total			3

Unit Medical Responses by Definition (Continued)

*The numbers provided on this report may reflect multiple unit responses to a single incident.

Last Updated 7/2/2020 3:

*Incidents are shown based on the units that responded.

Unit Responses by Jurisdiction

	False Alarm	Medical	Other Fire	Other	Misc	Public Service	Standby	Traffic Collision	Vehicle Fire	Wildland Fire	Total
City of Desert	0	0	0	0	0	0	0	0	1	0	1
B10B	0	0	0	0	0	0	0	0	1	0	1
Hot Springs	0	0	0	0	0	0	0	0	0	0	0
E24	0	0	0	0	0	0	0	0	0	0	0
E35	0	0	0	0	0	0	0	0	0	0	0
E36	0	0	0	0	0	0	0	0	0	0	0
E37	1	1	3	0	0	0	0	1	0	0	6
E56	0	1	0	0	0	0	0	1	0	0	3
E86	0	0	0	0	0	0	0	0	0	0	0
Sub Total	2	2	19	0	0	2	5	6	0	3	37
City of Palm Springs	0	0	0	0	0	0	0	0	0	0	0
B12A	0	0	0	0	0	0	0	0	0	0	0
B3116	0	0	0	0	0	0	0	0	0	0	0
B7A	0	0	0	0	0	0	0	0	0	0	0
B7A	0	0	0	0	0	0	0	0	0	0	0
DC3108	0	0	0	0	0	0	0	0	0	0	0
E30	0	0	0	0	0	0	0	0	0	0	0
E30	0	0	0	0	0	0	0	0	0	0	0
E35	0	0	0	0	0	0	0	0	0	0	0
E36	0	0	0	0	0	0	0	0	0	0	0
E37	0	0	0	0	0	0	0	0	0	0	0
OGN3	0	0	0	0	0	0	0	0	0	0	0
OGN3	0	0	0	0	0	0	0	0	0	0	0
OGN5	0	0	0	0	0	0	0	0	0	0	0
Sub Total	0	0	3	7	0	0	0	0	0	0	10
B10A	0	0	0	0	0	0	0	0	0	0	0
B10B	0	0	0	0	0	0	0	0	0	0	0
B10B	0	0	0	0	0	0	0	0	0	0	0
B3119	0	0	0	0	0	0	0	0	0	0	0
B3119	0	0	0	0	0	0	0	0	0	0	0
B9A	0	0	0	0	0	0	0	0	0	0	0
E20	0	0	0	0	0	0	0	0	0	0	0
E24	0	0	0	0	0	0	0	0	0	0	0
E30	0	0	0	0	0	0	0	0	0	0	0
E3160	0	0	0	0	0	0	0	0	0	0	0
E35	0	0	0	0	0	0	0	0	0	0	0
E36	2	25	0	0	0	0	0	0	0	0	27
E37	0	0	0	0	0	0	0	0	0	0	0
E37	0	0	0	0	0	0	0	0	0	0	0
E56	0	0	0	0	0	0	0	0	0	0	0
E89	0	0	0	0	0	0	0	0	0	0	0
E99	0	0	0	0	0	0	0	0	0	0	0
WT30	0	0	0	0	0	0	0	0	0	0	0
Sub Total	2	34	0	0	0	0	0	0	0	0	36
Grand Total	4	56	7	1	1	3	9	24	8	27	139

The numbers provided on this report may reflect multiple unit responses to a single incident.

Last Updated 7/2/2020 3:

*Incidents are shown based on the units that responded.

Unit Responses by Supervisorial District - Summary

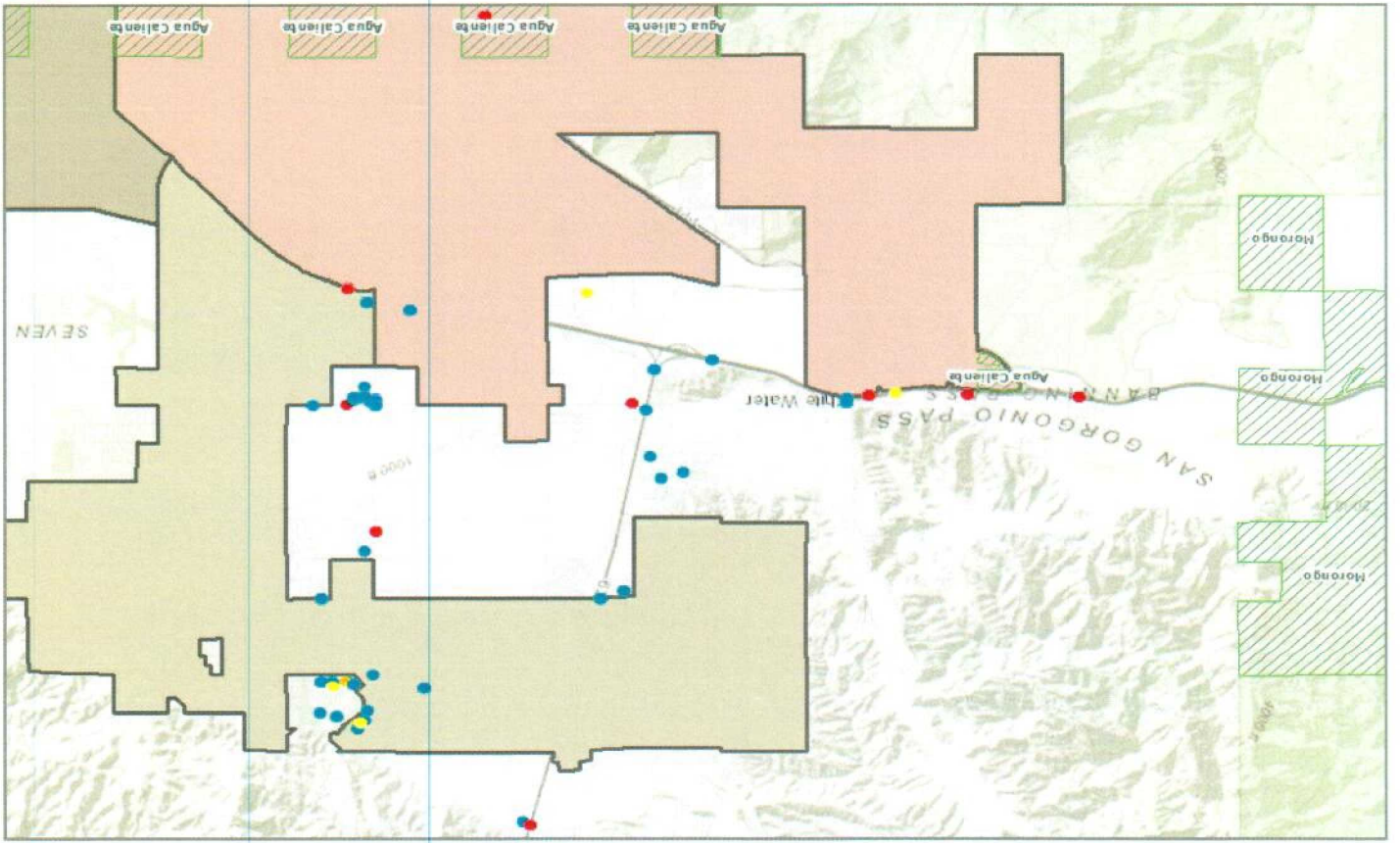
	False Alarm	Medical	Other Fire	Other Misc	Public Service	Standby	Traffic Collision	Vehicle Fire	Wildland Fire	Total
District 4 V. City of Desert Hot S	2	19	0	0	2	5	6	0	3	37
MANUEL PEREZ City of Palm Spring	0	3	7	0	0	0	0	0	0	10
Riverside County U	1	2	0	0	0	0	0	0	0	3
Total	3	24	7	0	2	5	6	0	3	50
District 5 JEFF	1	32	0	1	1	4	18	8	24	89
Riverside County U	1	32	0	1	1	4	18	8	24	89
Total	4	56	7	1	3	9	24	8	27	139
HEWITT	1	32	0	1	1	4	18	8	24	89
Grand Total										

*The numbers provided on this report may reflect multiple unit responses to a single incident.

Last Updated 7/2/2020 3:

*Incidents are shown based on the units that responded.

INCIDENT_DATE between '2020-6-1 00:00:00' and '2020-6-30 23:59:59' and STATION = 36 and Unitstatus = 'Active'



- Legend**
- Fire
 - Haz Mat
 - Hazard
 - Medical
 - Other Filic
 - Public Service Assist
 - ▨ Reservations
 - ▨ Fire Station
 - ▨ Casinos

The numbers provided on this report may reflect multiple unit responses to a single incident.

Last Updated 7/2/2020 3:

Incidents are shown based on the units that responded.



CAL FIRE/Riverside County Fire Department

Unit Response Statistics *

*The numbers provided on this report are actual Unit Responses and not Incident Counts. To obtain Incident Counts use the Incident Report.



Shawn C. Newman

Fire Chief

7/2/2020

Report Provided By: Riverside County Fire Department

Communications and Technology Division

GIS Section

Please refer to Map and Unit Responses by Battalion, Station, and Jurisdiction

Incidents Reported for Date between 6/1/2020 and 6/30/2020 and Station 37 and Both (Code 2, Alpha, Omega, Code 3, Charlie, Delta, Bravo, Echo)

"Incidents are shown based on the units that responded."

Unit Response Activity



Enroute Time = When a unit has been acknowledged as responding. Onscene Time = When a unit has been acknowledged as being on scene. For any other statistic outside Enroute to Onscene please contact the IT Help Desk at 951-940-6900

Average Enroute to Onscene Time*

Category	Count	Average	% 0 to 5 min
<5 Minutes	448	4.2	72.3%
+5 Minutes	145		
CODE 3 and CODE 2 incidents are included in the total count of incidents and the average Enroute to Onscene Time.			

"The numbers provided on this report may reflect multiple unit responses to a single incident."

Last Updated 7/2/2020 3:

"Incidents are shown based on the units that responded."

Unit Medical Responses by Definition (Continued)

Unit Responses by Jurisdiction

	False Alarm	Medical	Multi-Fa	Other	Public	Res Fire	Ring	Standby	Traffic	Vehicle	Wildland	Total
Cathedral City	1	0	0	0	0	0	0	0	0	0	0	1
E24	0	0	0	0	0	0	0	0	0	0	0	0
E35	0	0	0	0	0	0	0	0	0	0	0	0
E36	0	0	0	0	0	0	0	0	1	0	0	1
E37	1	1	1	0	0	0	0	0	0	0	0	2
E89	1	0	0	0	0	0	0	0	0	0	0	1
Sub Total	4	1	0	0	0	0	0	0	1	0	0	6
City of Desert	0	0	0	0	0	0	0	0	0	0	0	0
B10A	0	0	0	0	0	0	0	0	0	0	0	0
B10B	0	0	1	2	0	1	1	0	0	0	0	5
B12A	2	0	0	0	0	1	0	0	0	0	0	3
B3	0	0	0	0	0	0	0	0	0	0	0	0
B3109	1	0	0	0	0	0	0	0	0	0	0	1
B4	0	0	0	0	0	0	0	0	0	0	0	0
B6A	0	0	1	0	0	0	0	0	0	0	0	1
B9A	2	0	0	0	0	0	0	0	0	0	0	2
E2	1	0	0	0	0	0	0	0	0	0	0	1
E22	0	2	0	0	0	0	0	0	0	0	0	2
E24	2	2	0	2	0	1	0	0	0	0	0	7
E33	0	0	0	0	0	0	0	0	0	0	0	0
E33	3	4	1	0	0	2	0	0	0	0	0	12
E36	14	50	1	6	1	2	1	2	7	1	4	89
E37	25	255	11	5	2	1	6	16	1	5	1	328
E40	0	0	0	0	0	0	0	0	0	0	0	0
E56	10	18	1	4	0	2	1	4	0	4	0	44
E69	3	1	1	2	0	1	0	0	0	0	0	9
E71	0	0	0	0	0	1	0	0	0	0	0	3
E81	1	2	1	0	0	1	0	0	0	0	0	4
E89	0	0	0	0	0	0	0	0	1	0	0	1

The numbers provided on this report may reflect multiple unit responses to a single incident.

Last Updated 7/2/2020 3:

*Incidents are shown based on the units that responded.

*Incidents are shown based on the units that responded.

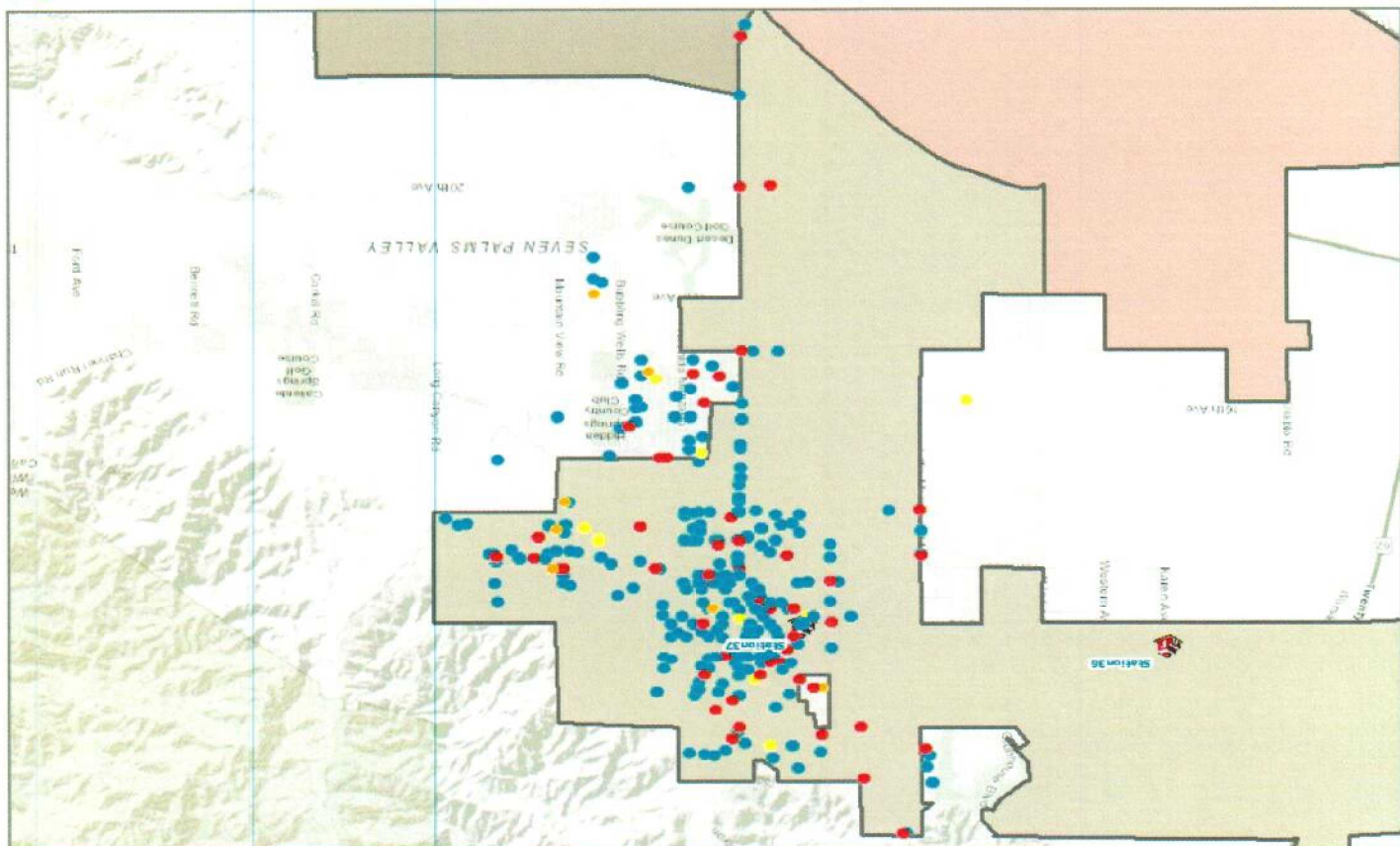
The numbers provided on this report may reflect multiple unit responses to a single incident.
 Last Updated 7/2/2020 3:

Agency	False Alarm	Medical	Multi-Fa	Other	Public Service	Res Fire	Ring Alarm	Standby	Traffic Collision	Vehicle Fire	Wildland Fire	Total
District 4 V. Cathedral City	4	1	0	0	0	0	0	0	1	0	0	6
City of Desert Hot S	64	334	8	30	6	14	2	9	29	2	20	518
Riverside County U	15	41	0	6	4	0	0	2	0	2	5	75
District 5 JEFF	14	4	0	0	2	0	0	1	0	0	0	21
Riverside County U	14	4	0	0	2	0	0	1	0	0	0	21
Grand Total	97	380	8	36	12	14	2	30	4	25	620	

Unit Responses by Supervisorial District - Summary

Agency	False Alarm	Medical	Multi-Fa	Other	Public Service	Res Fire	Ring Alarm	Standby	Traffic Collision	Vehicle Fire	Wildland Fire	Total
City of Desert H Sub Total	64	334	8	30	6	14	2	9	29	2	20	518
B10A Riverside	1	0	0	1	0	0	0	0	0	0	0	2
B10B County	1	0	0	0	0	0	0	0	0	0	0	1
Unincorporate	0	0	0	1	0	0	0	0	0	0	0	1
E24 d Area	1	1	0	0	0	0	0	0	0	0	0	2
E35	2	0	0	0	0	0	0	0	0	0	0	2
E36	7	4	1	2	0	0	0	2	0	0	0	18
E37	7	33	0	4	0	0	0	1	0	1	2	49
E56	6	7	0	1	0	0	0	0	0	1	1	16
E69	2	0	0	0	0	0	0	0	0	0	0	2
E71	1	0	0	0	0	0	0	0	0	0	0	1
E81	1	0	0	0	0	0	0	0	0	0	0	1
TD3142	0	45	0	6	6	0	0	3	0	2	5	96
Sub Total	29	45	0	6	6	0	0	3	0	2	5	96
Grand Total	97	380	8	36	12	14	2	30	4	25	620	

INCIDENT_DATE between '2020-6-1 00:00:00' and '2020-6-30 23:59:59' and STATION = 37 and UnitStatus = 'Active'



- Legend**
- Fire
 - Haz Mat
 - Hazard
 - Public Service Assist
 - Other Misc
 - Medical
 - ▭ Riverside County
 - ▭ Reservations
 - ▭ Fire Station
 - ▭ Casinos

The numbers provided on this report may reflect multiple unit responses to a single incident.

Last Updated 7/2/2020 3:

Incidents are shown based on the units that responded.

