

CAL FIRE/Riverside County Fire Department

Emergency Incident Statistics



Shawn C. Newman

Fire Chief

3/5/2020

Report Provided By: Riverside County Fire Department

Communications and Technology Division

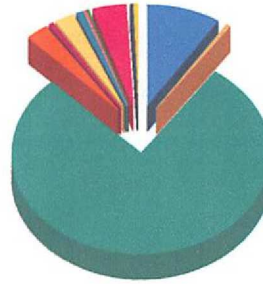
GIS Section

Please refer to Map and Incident by Battalion, Station, Jurisdiction

Incidents Reported for the month of February,2020 and City of Desert Hot Springs And Both (Code 2, Alpha, Omega, Code 3, Charlie, Delta, Bravo, Echo)
*Incidents are shown based on the primary response area for the incident location. This does not represent total response times for all units only the first unit in.

Response Activity

Incidents Reported for the month of February,2020 and City of Desert Hot Springs And Both (Code 2, Alpha, Omega, Code 3, Charlie, Delta, Bravo, Echo)



| | | |
|-----------------------|------------|---------------|
| False Alarm | 37 | 9.1% |
| Haz Mat | 3 | 0.7% |
| Medical | 317 | 77.9% |
| Other Fire | 11 | 2.7% |
| Other Misc | 3 | 0.7% |
| Public Service Assist | 10 | 2.5% |
| Res Fire | 3 | 0.7% |
| Ringing Alarm | 1 | 0.2% |
| Standby | 2 | 0.5% |
| Traffic Collision | 17 | 4.2% |
| Vehicle Fire | 1 | 0.2% |
| Wildland Fire | 2 | 0.5% |
| Total: | 407 | 100.0% |

| | |
|------------------------|------------|
| False Alarm | 37 |
| Haz Mat | 3 |
| Medical | 317 |
| Other Fire | 11 |
| Other Misc | 3 |
| Public Service Assist | 10 |
| Res Fire | 3 |
| Ringing Alarm | 1 |
| Standby | 2 |
| Traffic Collision | 17 |
| Vehicle Fire | 1 |
| Wildland Fire | 2 |
| <hr/> | |
| Incident Total: | 407 |

Average Enroute to Onscene Time*

Enroute Time = When a unit has been acknowledged as responding. Onscene Time = When a unit has been acknowledge as being on scene. For any other statistic outside Enroute to Onscene please contact the IT Help Desk at 951-940-6900

| <5 Minutes | +5 Minutes | +10 Minutes | +20 Minutes | Average | % 0 to 5 min |
|------------|------------|-------------|-------------|---------|--------------|
| 249 | 155 | 17 | 2 | 4.7 | 61.2% |

*CODE 3 and CODE 2 incidents are included in the total count of incidents and the average Enroute to Onscene Time.

Incidents by Battalion, Station and Jurisdiction

| | | | False Alarm | Haz Mat | Medical | Other Fire | Other Misc | Public Service | Res Fire | Ringling Alarm | Standby | Traffic Collisio | Vehicle Fire | Wildlan d Fire | Total |
|------------------------|-------------------------------|----------------------------|-------------|---------|---------|------------|------------|----------------|----------|----------------|---------|------------------|--------------|----------------|-------|
| Battalion 10 | Station 36 Skyborne | City of Desert Hot Springs | 2 | 1 | 12 | 1 | 0 | 0 | 0 | 0 | 1 | 2 | 0 | 0 | 19 |
| | | Station Total | 2 | 1 | 12 | 1 | 0 | 0 | 0 | 0 | 1 | 2 | 0 | 0 | 19 |
| | Station 37 Desert Hot Springs | City of Desert Hot Springs | 35 | 2 | 305 | 10 | 3 | 10 | 3 | 1 | 1 | 15 | 1 | 2 | 388 |
| | | Station Total | 35 | 2 | 305 | 10 | 3 | 10 | 3 | 1 | 1 | 15 | 1 | 2 | 388 |
| Battalion Total | | | 37 | 3 | 317 | 11 | 3 | 10 | 3 | 1 | 2 | 17 | 1 | 2 | 407 |
| Grand Total | | | 37 | 3 | 317 | 11 | 3 | 10 | 3 | 1 | 2 | 17 | 1 | 2 | 407 |

Incidents by Jurisdiction

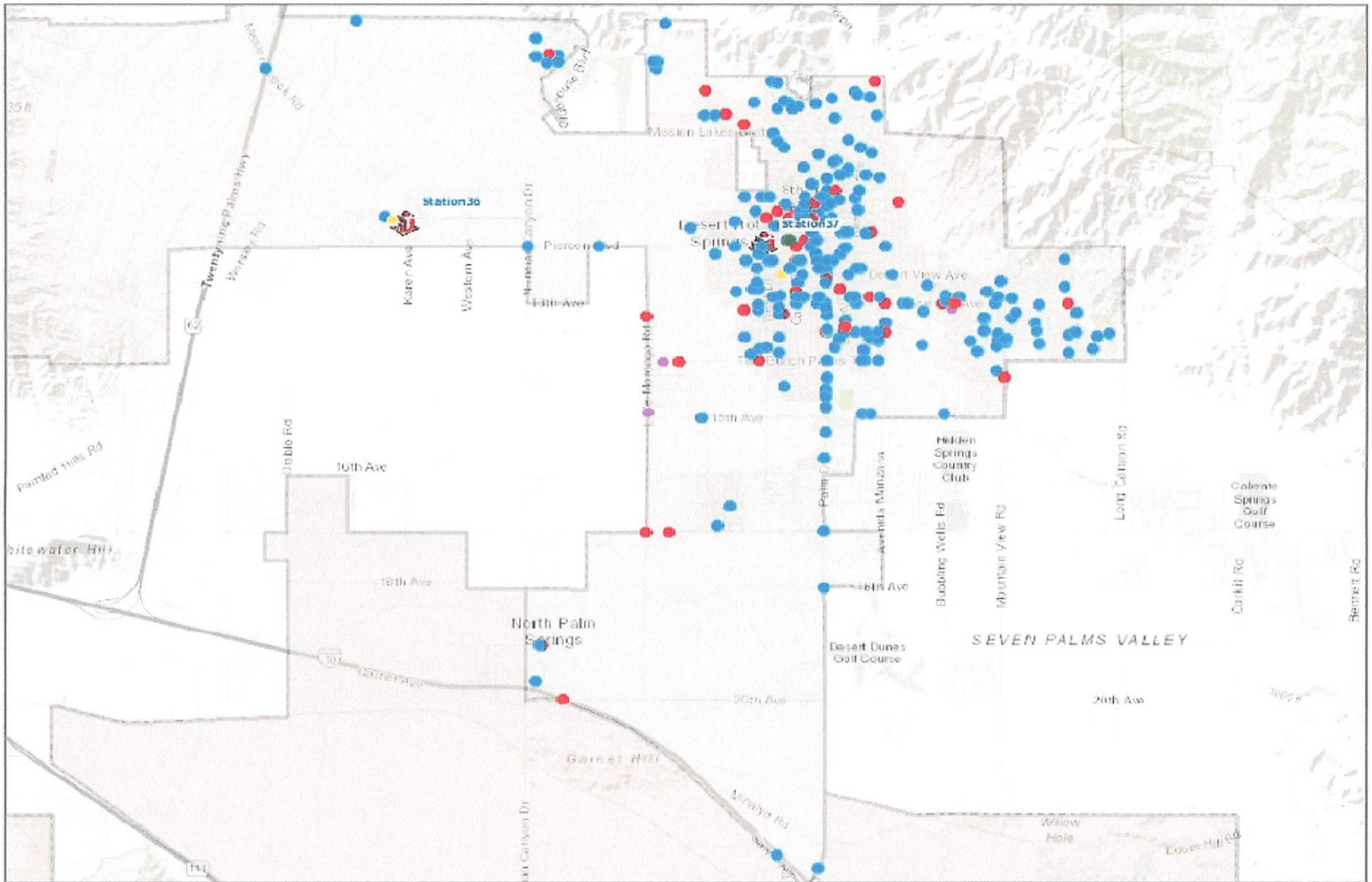
| | False Alarm | Haz Mat | Medical | Other Fire | Other Misc | Public Service | Res Fire | Ringling Alarm | Standby | Traffic Collisio | Vehicle Fire | Wildlan d Fire | Total |
|----------------------------|-------------|----------|------------|------------|------------|----------------|----------|----------------|----------|------------------|--------------|----------------|------------|
| City of Desert Hot Springs | 37 | 3 | 317 | 11 | 3 | 10 | 3 | 1 | 2 | 17 | 1 | 2 | 407 |
| Grand Total | 37 | 3 | 317 | 11 | 3 | 10 | 3 | 1 | 2 | 17 | 1 | 2 | 407 |

*Incidents are shown based on the primary response area for the incident location. This does not represent total response times for all units only the first unit in.

Incidents by Supervisorial District - Summary

| | DISTRICT 4 V. MANUEL PEREZ | Grand Total |
|-----------------------|---------------------------------------|------------------------|
| False Alarm | 37 | 37 |
| Haz Mat | 3 | 3 |
| Medical | 317 | 317 |
| Other Fire | 11 | 11 |
| Other Misc | 3 | 3 |
| Public Service Assist | 10 | 10 |
| Res Fire | 3 | 3 |
| Ringin Alarm | 1 | 1 |
| Standby | 2 | 2 |
| Traffic Collision | 17 | 17 |
| Vehicle Fire | 1 | 1 |
| Wildland Fire | 2 | 2 |
| Total | 407 | 407 |

MONTH = 2 and YEAR = 2020 and CITYNAME = 'Desert Hot Springs'



Legend

- | | | | |
|---|--|--|--|
| ● Fire | ● Medical |  Riverside County |  Fire Station |
| ● Hazard | ● Other Misc |  Reservations |  Casinos |
| ● Haz Mat | ● PSA | | |



Riverside County Fire GIS

CAL FIRE/Riverside County Fire Department

Unit Response Statistics *

*The numbers provided on this report are actual Unit Responses and not Incident Counts. To obtain Incident Counts use the Incident Report.



Shawn C. Newman

Fire Chief

6/1/2020

Report Provided By: Riverside County Fire Department

Communications and Technology Division

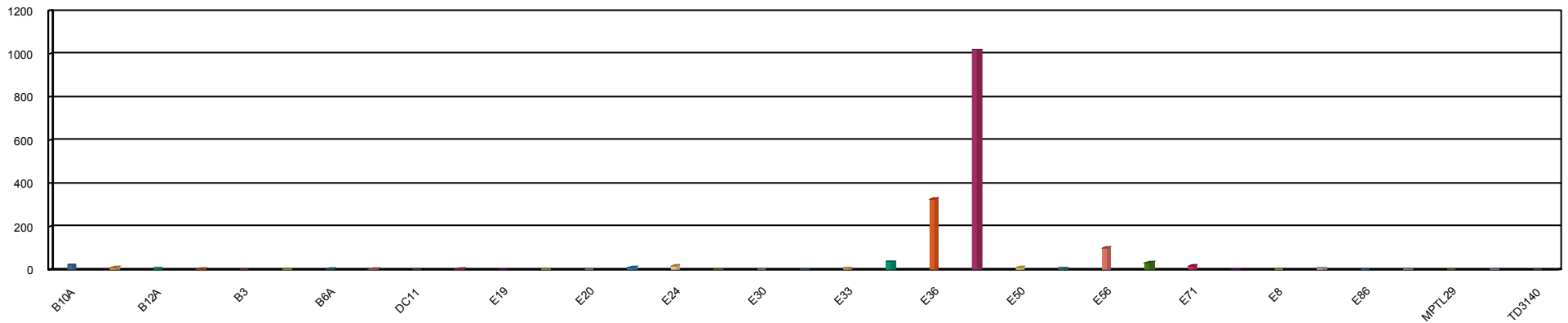
GIS Section

Please refer to Map and Unit Responses by Battalion, Station, and Jurisdiction

Incidents Reported for Date between 3/1/2020 and 6/1/2020 and City of Desert Hot Springs and Both (Code 2, Alpha, Omega, Code 3, Charlie, Delta, Bravo, Echo)

*Incidents are shown based on the units that responded.

Unit Response Activity



| | |
|-------------------------|--------------|
| Com Fire | 43 |
| False Alarm | 183 |
| Medical | 1092 |
| Multi-Fam Dwelling Fire | 27 |
| Other Fire | 46 |
| Other Misc | 4 |
| Public Service Assist | 30 |
| Res Fire | 35 |
| Ring Alarm | 5 |
| Standby | 18 |
| Traffic Collision | 112 |
| Vehicle Fire | 26 |
| Wildland Fire | 36 |
| Incident Total: | 1,657 |
| Transport Total: | 22 |
| Dry Runs: | 1,635 |

Average Enroute to Onscene Time*

Enroute Time = When a unit has been acknowledged as responding. Onscene Time = When a unit has been acknowledge as being on scene. For any other statistic outside Enroute to Onscene please contact the IT Help Desk at 951-940-6900

| <5 Minutes | +5 Minutes | Average | % 0 to 5 min |
|------------|------------|---------|--------------|
| 1136 | 441 | 4.7 | 68.6% |

*CODE 3 and CODE 2 incidents are included in the total count of incidents and the average Enroute to Onscene Time.

*The numbers provided on this report may reflect multiple unit responses to a single incident.

Last Updated 6/1/2020 3:

*Incidents are shown based on the units that responded.

Unit Responses by Battalion, Station and Jurisdiction

| | | Com Fire | False Alarm | Medical | Multi-Fa m Dwelling | Other Fire | Other Misc | Public Service Assist | Res Fire | Ringing Alarm | Standby | Traffic Collision | Vehicle Fire | Wildland Fire | Total |
|--------------------|--------|-----------|-------------|--------------|---------------------------|------------|------------|-----------------------|-----------|---------------|-----------|-------------------|--------------|---------------|--------------|
| City of Desert | B10A | 2 | 3 | 0 | 1 | 3 | 0 | 0 | 2 | 0 | 0 | 6 | 0 | 3 | 20 |
| Hot Springs | B10B | 2 | 2 | 0 | 1 | 1 | 0 | 0 | 1 | 0 | 0 | 1 | 2 | 2 | 12 |
| | B12A | 0 | 0 | 0 | 1 | 1 | 1 | 0 | 0 | 0 | 0 | 0 | 0 | 2 | 5 |
| | B12B | 0 | 2 | 0 | 0 | 0 | 0 | 0 | 1 | 0 | 0 | 0 | 0 | 0 | 3 |
| | B3 | 1 | 0 | 0 | 0 | 0 | 0 | 0 | 0 | 0 | 0 | 0 | 0 | 0 | 1 |
| | B3116 | 1 | 0 | 0 | 0 | 0 | 0 | 0 | 0 | 0 | 0 | 0 | 0 | 0 | 1 |
| | B6A | 1 | 1 | 0 | 1 | 0 | 0 | 0 | 0 | 0 | 0 | 0 | 0 | 0 | 3 |
| | BS35 | 2 | 0 | 0 | 2 | 0 | 0 | 0 | 0 | 0 | 0 | 0 | 0 | 0 | 4 |
| | DC11 | 1 | 0 | 0 | 0 | 0 | 0 | 0 | 0 | 0 | 0 | 0 | 0 | 0 | 1 |
| | E17 | 0 | 0 | 4 | 0 | 0 | 0 | 0 | 0 | 0 | 0 | 0 | 0 | 0 | 4 |
| | E19 | 0 | 0 | 1 | 0 | 0 | 0 | 0 | 0 | 0 | 0 | 0 | 0 | 0 | 1 |
| | E2 | 0 | 1 | 0 | 0 | 0 | 0 | 0 | 0 | 0 | 0 | 0 | 0 | 0 | 1 |
| | E20 | 0 | 0 | 0 | 0 | 0 | 0 | 0 | 1 | 0 | 0 | 0 | 0 | 0 | 1 |
| | E22 | 0 | 1 | 7 | 0 | 0 | 0 | 0 | 1 | 0 | 0 | 1 | 0 | 0 | 10 |
| | E24 | 2 | 3 | 5 | 2 | 1 | 0 | 0 | 1 | 0 | 0 | 3 | 1 | 1 | 19 |
| | E26 | 0 | 0 | 0 | 0 | 1 | 0 | 0 | 0 | 0 | 0 | 0 | 0 | 0 | 1 |
| | E30 | 0 | 0 | 1 | 0 | 0 | 0 | 0 | 0 | 0 | 0 | 0 | 0 | 0 | 1 |
| | E32 | 0 | 0 | 1 | 0 | 0 | 0 | 0 | 0 | 0 | 0 | 0 | 0 | 0 | 1 |
| | E33 | 2 | 0 | 4 | 0 | 0 | 0 | 0 | 0 | 0 | 0 | 0 | 0 | 1 | 7 |
| | E35 | 3 | 9 | 8 | 1 | 3 | 0 | 1 | 3 | 0 | 1 | 7 | 1 | 0 | 37 |
| | E36 | 4 | 50 | 198 | 3 | 9 | 1 | 2 | 6 | 1 | 5 | 30 | 10 | 8 | 327 |
| | E37 | 4 | 79 | 804 | 3 | 18 | 2 | 25 | 5 | 2 | 11 | 49 | 7 | 9 | 1,018 |
| | E50 | 2 | 2 | 1 | 1 | 0 | 0 | 0 | 1 | 0 | 0 | 1 | 0 | 1 | 9 |
| | E55 | 1 | 1 | 1 | 1 | 0 | 0 | 0 | 0 | 0 | 1 | 0 | 0 | 0 | 5 |
| | E56 | 4 | 16 | 46 | 3 | 5 | 0 | 2 | 5 | 2 | 0 | 7 | 5 | 6 | 101 |
| | E69 | 4 | 6 | 7 | 3 | 1 | 0 | 0 | 5 | 0 | 0 | 4 | 0 | 3 | 33 |
| | E71 | 4 | 5 | 1 | 2 | 1 | 0 | 0 | 2 | 0 | 0 | 2 | 0 | 0 | 17 |
| | E76 | 0 | 0 | 0 | 0 | 1 | 0 | 0 | 0 | 0 | 0 | 0 | 0 | 0 | 1 |
| | E8 | 0 | 1 | 0 | 0 | 0 | 0 | 0 | 0 | 0 | 0 | 0 | 0 | 0 | 1 |
| | E81 | 2 | 1 | 1 | 2 | 0 | 0 | 0 | 0 | 0 | 0 | 1 | 0 | 0 | 7 |
| | E86 | 0 | 0 | 1 | 0 | 0 | 0 | 0 | 0 | 0 | 0 | 0 | 0 | 0 | 1 |
| | E99 | 0 | 0 | 0 | 0 | 0 | 0 | 0 | 1 | 0 | 0 | 0 | 0 | 0 | 1 |
| | MPTL29 | 0 | 0 | 1 | 0 | 0 | 0 | 0 | 0 | 0 | 0 | 0 | 0 | 0 | 1 |
| | T33 | 1 | 0 | 0 | 0 | 0 | 0 | 0 | 0 | 0 | 0 | 0 | 0 | 0 | 1 |
| | TD3140 | 0 | 0 | 0 | 0 | 1 | 0 | 0 | 0 | 0 | 0 | 0 | 0 | 0 | 1 |
| Grand Total | | 43 | 183 | 1,092 | 27 | 46 | 4 | 30 | 35 | 5 | 18 | 112 | 26 | 36 | 1,657 |

*The numbers provided on this report may reflect multiple unit responses to a single incident.

Last Updated 6/1/2020 3:

*Incidents are shown based on the units that responded.

Unit Transports

| | | Total |
|----------------------------|-----|-------|
| City of Desert Hot Springs | E35 | 1 |
| | E36 | 5 |
| | E37 | 14 |
| | E56 | 2 |
| Sub Total | | 22 |
| Grand Total | | 22 |

Unit Medical Responses by Definition

Unit Medical Responses by Definition (Continued)

| | | | <i>Continued</i> Medical | |
|----------------------------------|------------------------|--------------|-----------------------------|--------------|
| | | | Medical Diff Breathing | Medical Fall |
| City of Desert Hot Springs | Station 36 Skyborne | E36 | 1 | 0 |
| | | E37 | 2 | 0 |
| | | Total | 3 | 0 |
| Station 37 Desert Hot Springs | E36 | | 6 | 4 |
| | E37 | | 37 | 13 |
| | E56 | | 1 | 1 |
| | E69 | | 1 | 0 |

*The numbers provided on this report may reflect multiple unit responses to a single incident.

Last Updated 6/1/2020 3:

*Incidents are shown based on the units that responded.

| | |
|---------------------------|--------------|
| Continued | |
| Medical | |
| Medical Diff Breathing | Medical Fall |

| | | | | |
|-------------------------------|----------------------------------|--------|-----------|------------|
| City of Desert Hot Springs | Station 37 Desert Hot Springs | MPTL29 | 1 | 0 |
| Total | | | 46 | 18 |
| Grand Total | | | 49 | 187 |

Unit Medical Responses by Definition (Continued)

Unit Responses by Jurisdiction

| | | Com Fire | False Alarm | Medical | Multi-Fa m Dwelling | Other Fire | Other Misc | Public Service Assist | Res Fire | Ringing Alarm | Standby | Traffic Collision | Vehicle Fire | Wildland Fire | Total |
|-------------------------------|-------|----------|-------------|---------|---------------------------|------------|------------|-----------------------|----------|---------------|---------|-------------------|--------------|---------------|-------|
| City of Desert Hot Springs | B10A | 2 | 3 | 0 | 1 | 3 | 0 | 0 | 2 | 0 | 0 | 6 | 0 | 3 | 20 |
| | B10B | 2 | 2 | 0 | 1 | 1 | 0 | 0 | 1 | 0 | 0 | 1 | 2 | 2 | 12 |
| | B12A | 0 | 0 | 0 | 1 | 1 | 1 | 0 | 0 | 0 | 0 | 0 | 0 | 2 | 5 |
| | B12B | 0 | 2 | 0 | 0 | 0 | 0 | 0 | 1 | 0 | 0 | 0 | 0 | 0 | 3 |
| | B3 | 1 | 0 | 0 | 0 | 0 | 0 | 0 | 0 | 0 | 0 | 0 | 0 | 0 | 1 |
| | B3116 | 1 | 0 | 0 | 0 | 0 | 0 | 0 | 0 | 0 | 0 | 0 | 0 | 0 | 1 |
| | B6A | 1 | 1 | 0 | 1 | 0 | 0 | 0 | 0 | 0 | 0 | 0 | 0 | 0 | 3 |
| | BS35 | 2 | 0 | 0 | 2 | 0 | 0 | 0 | 0 | 0 | 0 | 0 | 0 | 0 | 4 |
| | DC11 | 1 | 0 | 0 | 0 | 0 | 0 | 0 | 0 | 0 | 0 | 0 | 0 | 0 | 1 |
| | E17 | 0 | 0 | 4 | 0 | 0 | 0 | 0 | 0 | 0 | 0 | 0 | 0 | 0 | 4 |
| | E19 | 0 | 0 | 1 | 0 | 0 | 0 | 0 | 0 | 0 | 0 | 0 | 0 | 0 | 1 |
| | E2 | 0 | 1 | 0 | 0 | 0 | 0 | 0 | 0 | 0 | 0 | 0 | 0 | 0 | 1 |
| | E20 | 0 | 0 | 0 | 0 | 0 | 0 | 0 | 1 | 0 | 0 | 0 | 0 | 0 | 1 |
| | E22 | 0 | 1 | 7 | 0 | 0 | 0 | 0 | 1 | 0 | 0 | 1 | 0 | 0 | 10 |
| | E24 | 2 | 3 | 5 | 2 | 1 | 0 | 0 | 1 | 0 | 0 | 3 | 1 | 1 | 19 |
| | E26 | 0 | 0 | 0 | 0 | 1 | 0 | 0 | 0 | 0 | 0 | 0 | 0 | 0 | 1 |
| | E30 | 0 | 0 | 1 | 0 | 0 | 0 | 0 | 0 | 0 | 0 | 0 | 0 | 0 | 1 |

*The numbers provided on this report may reflect multiple unit responses to a single incident.

Last Updated 6/1/2020 3:

*Incidents are shown based on the units that responded.

| | | Com Fire | False Alarm | Medical | Multi-Fa m Dwelling | Other Fire | Other Misc | Public Service Assist | Res Fire | Ringin g Alarm | Standby | Traffic Collision | Vehicle Fire | Wildland Fire | Total |
|-------------------------------|--------|-----------|-------------|--------------|---------------------------|------------|------------|-----------------------|-----------|-------------------|-----------|-------------------|--------------|---------------|--------------|
| City of Desert Hot Springs | E32 | 0 | 0 | 1 | 0 | 0 | 0 | 0 | 0 | 0 | 0 | 0 | 0 | 0 | 1 |
| | E33 | 2 | 0 | 4 | 0 | 0 | 0 | 0 | 0 | 0 | 0 | 0 | 0 | 1 | 7 |
| | E35 | 3 | 9 | 8 | 1 | 3 | 0 | 1 | 3 | 0 | 1 | 7 | 1 | 0 | 37 |
| | E36 | 4 | 50 | 198 | 3 | 9 | 1 | 2 | 6 | 1 | 5 | 30 | 10 | 8 | 327 |
| | E37 | 4 | 79 | 804 | 3 | 18 | 2 | 25 | 5 | 2 | 11 | 49 | 7 | 9 | 1,018 |
| | E50 | 2 | 2 | 1 | 1 | 0 | 0 | 0 | 1 | 0 | 0 | 1 | 0 | 1 | 9 |
| | E55 | 1 | 1 | 1 | 1 | 0 | 0 | 0 | 0 | 0 | 1 | 0 | 0 | 0 | 5 |
| | E56 | 4 | 16 | 46 | 3 | 5 | 0 | 2 | 5 | 2 | 0 | 7 | 5 | 6 | 101 |
| | E69 | 4 | 6 | 7 | 3 | 1 | 0 | 0 | 5 | 0 | 0 | 4 | 0 | 3 | 33 |
| | E71 | 4 | 5 | 1 | 2 | 1 | 0 | 0 | 2 | 0 | 0 | 2 | 0 | 0 | 17 |
| | E76 | 0 | 0 | 0 | 0 | 1 | 0 | 0 | 0 | 0 | 0 | 0 | 0 | 0 | 1 |
| | E8 | 0 | 1 | 0 | 0 | 0 | 0 | 0 | 0 | 0 | 0 | 0 | 0 | 0 | 1 |
| | E81 | 2 | 1 | 1 | 2 | 0 | 0 | 0 | 0 | 0 | 0 | 1 | 0 | 0 | 7 |
| | E86 | 0 | 0 | 1 | 0 | 0 | 0 | 0 | 0 | 0 | 0 | 0 | 0 | 0 | 1 |
| | E99 | 0 | 0 | 0 | 0 | 0 | 0 | 0 | 1 | 0 | 0 | 0 | 0 | 0 | 1 |
| | MPTL29 | 0 | 0 | 1 | 0 | 0 | 0 | 0 | 0 | 0 | 0 | 0 | 0 | 0 | 1 |
| | T33 | 1 | 0 | 0 | 0 | 0 | 0 | 0 | 0 | 0 | 0 | 0 | 0 | 0 | 1 |
| | TD3140 | 0 | 0 | 0 | 0 | 1 | 0 | 0 | 0 | 0 | 0 | 0 | 0 | 0 | 1 |
| Sub Total | | 43 | 183 | 1,092 | 27 | 46 | 4 | 30 | 35 | 5 | 18 | 112 | 26 | 36 | 1,657 |
| Grand Total | | 43 | 183 | 1,092 | 27 | 46 | 4 | 30 | 35 | 5 | 18 | 112 | 26 | 36 | 1,657 |

Unit Responses by Supervisorial District - Summary

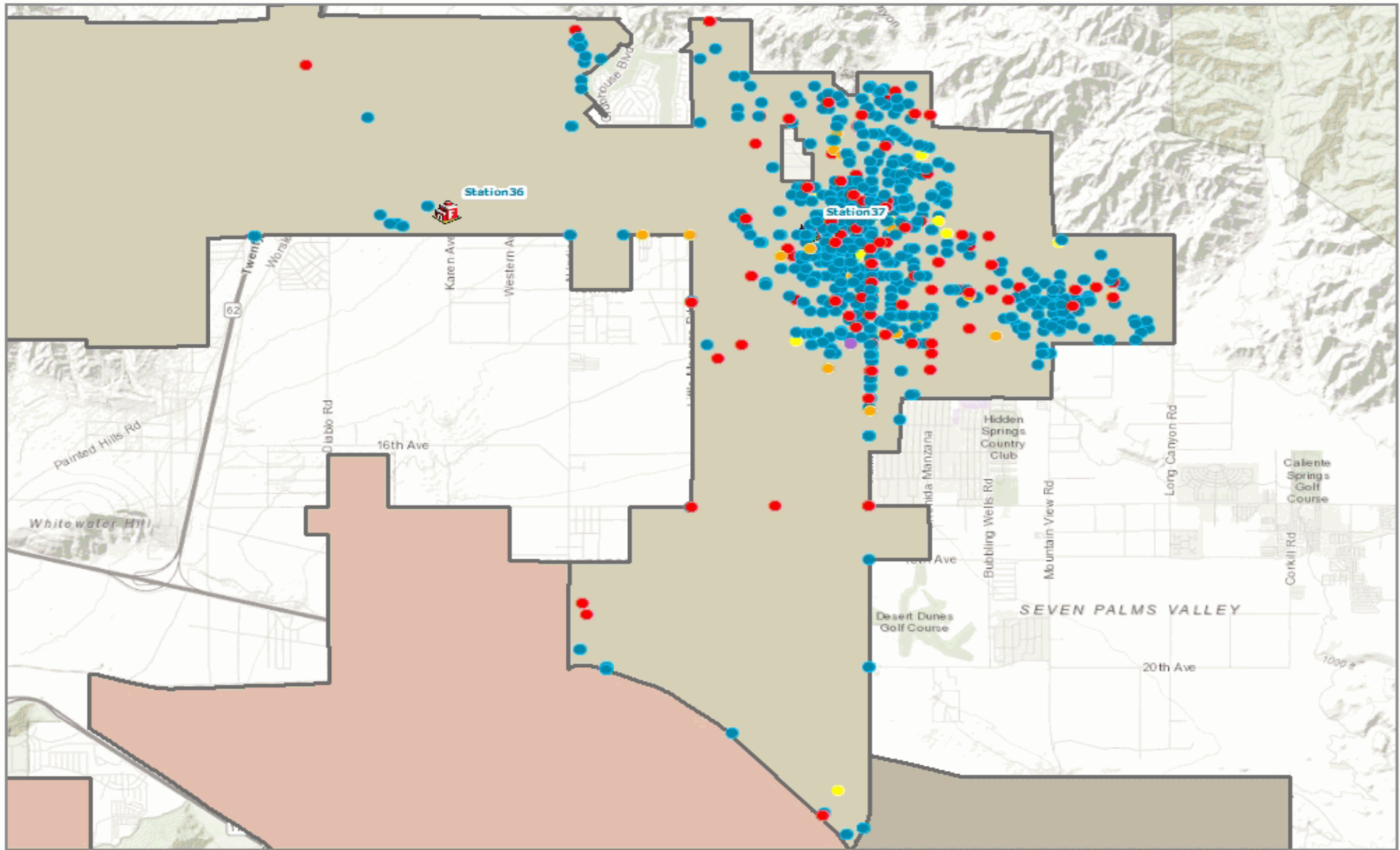
| | | Com Fire | False Alarm | Medical | Multi-Fa m Dwelling | Other Fire | Other Misc | Public Service Assist | Res Fire | Ringin g Alarm | Standby | Traffic Collision | Vehicle Fire | Wildland Fire | Total |
|--------------------|----------------------|-----------|-------------|--------------|---------------------------|------------|------------|-----------------------|-----------|-------------------|-----------|-------------------|--------------|---------------|--------------|
| District 4 V. | City of Desert Hot S | 43 | 183 | 1,092 | 27 | 46 | 4 | 30 | 35 | 5 | 18 | 112 | 26 | 36 | 1,657 |
| MANUEL PEREZ | Total | 43 | 183 | 1,092 | 27 | 46 | 4 | 30 | 35 | 5 | 18 | 112 | 26 | 36 | 1,657 |
| Grand Total | | 43 | 183 | 1,092 | 27 | 46 | 4 | 30 | 35 | 5 | 18 | 112 | 26 | 36 | 1,657 |

*The numbers provided on this report may reflect multiple unit responses to a single incident.

Last Updated 6/1/2020 3:

*Incidents are shown based on the units that responded.

DENT_DATE between '2020-3-1 00:00:00' and '2020-6-1 23:59:59' and CITYNAME = 'Desert Hot Springs' and UnitStatus = 'Active'



Legend

- | | | | |
|---------|-----------------------|------------------|--------------|
| Fire | Medical | Riverside County | Fire Station |
| Haz Mat | Other Misc | Reservations | Casinos |
| Hazard | Public Service Assist | | |



*The numbers provided on this report may reflect multiple unit responses to a single incident.

Last Updated 6/1/2020 3:

*Incidents are shown based on the units that responded.