



CITY OF DESERT HOT SPRINGS

REGULAR MEETING OF THE PUBLIC SAFETY COMMISSION

AGENDA

JUNE 11, 2020

6:00 PM

**VIA VIDEOCONFERENCE
Desert Hot Springs, California**

Notice Regarding COVID-19 and Public Participation at Public Safety Commission Meetings

Pursuant to California Governor Newsom's Executive Orders N-25-20 issued on March 4, 2020 and N-29-20 issued on March 18, 2020, the Public Safety Commission regular meeting will be conducted remotely through Zoom and broadcast live on the City's YouTube channel.

Pursuant to the Executive Orders, and to ensure the health and safety of the public by limiting human contact that could spread the COVID-19 virus, the Carl May Center/Council Chamber will not be open for the meeting. The Public Safety Commission and Staff will be participating remotely and will not be physically present in the Council Chamber.

Watch the Meeting Live

- [City of Desert Hot Springs YouTube Channel](#)

For Public Comment

If you wish to speak under general public comment, or speak on an agenda item, you can access the meeting remotely through ONE of the following options:

- **Participate via Zoom**
[CLICK HERE](#) to register
(URL: https://us02web.zoom.us/webinar/register/WN_7LsHMeX_Sj-GQ7U2e89A9A)
- **Submit Comments in Writing**
You may also submit your comments in writing via email to the City Clerk at cityclerk@cityofdhs.org. **To give the City Clerk adequate time to compile, please submit no later than 4:00 P.M. on June 11, 2020.** All written public comments will be distributed to the Public Safety Commission and included as part of the record.

In the subject line, please indicate:

“Public Comment – Non-Agenda Item” OR

“Public Comment – Item #” (insert the agenda item number(s) relevant to your comment(s))

The City of Desert Hot Springs thanks you in advance for taking all precautions to prevent the spreading of the COVID-19 virus.

CALL TO ORDER

ROLL CALL

PLEDGE OF ALLEGIANCE

APPROVAL OF THE AGENDA

MINUTES

Public Safety Commission Regular Meeting Minutes February 13, 2020

Recommendation: Approve Minutes as Submitted; or Corrected

PUBLIC COMMENTS

At this time, pursuant to State law, any person may comment on an item, which is NOT on the agenda. PLEASE STATE YOUR NAME FOR THE RECORD.

Comments are limited to the first ten (10) speakers at three (3) minutes per speaker. All comments are to be directed to the Public Safety Commission and shall be devoid of any personal attacks. Members of the public are expected to maintain a professional, courteous decorum during public comments.

ADMINISTRATIVE REPORTS:

- 1. Public Safety Cadet Liaison Monthly Report**
Public Safety Cadet Liaison, Nicole Sanchez
- 2. Animal Control Monthly Report**
Animal Care and Control Supervisor, Stephanie Zamora
- 3. Fire Department Monthly Report**
Fire Chief, Michael Martinez
- 4. Police Department Monthly Report**
Chief of Police, Jim Henson

CHAIRMAN, VICE-CHAIR, AND COMMISSIONER REPORTS

ADJOURN REGULAR MEETING

NOTICES

Title 2

In an effort to comply with the requirements of Title 2 of the Americans With Disabilities Act of 1990, the City of Desert Hot Springs requires that any person in need of any type of special equipment, assistance, or accommodation(s) in order to communicate at a City public meeting, must inform the City Clerk/Agency Secretary a minimum of 72 hours prior to the scheduled meeting to enable the City to make reasonable arrangements.

SB 343

In accordance with California Government Code Section 54957.5, any writing or document that is a public record, relates to an open session agenda item, and is distributed less than 72 hours prior to a regular meeting will be made available for public inspection in the Community Development Department at City Hall during normal business hours at 65950 Pierson Boulevard, Desert Hot Springs, CA 92240.

If, however, the document or writing is not distributed until the regular meeting to which it relates, then the document or writing will be made available to the public at the location of the meeting, as listed on this agenda at 11711 West Drive, Desert Hot Springs, CA 92240.

DECLARATION OF POSTING

I, Kelsey Meuse, certify that the agenda was posted on 6/8/20 not less than 72 hours prior to the meeting.



CITY OF DESERT HOT SPRINGS

REGULAR MEETING OF THE PUBLIC SAFETY COMMISSION

DRAFT ACTION MINUTES

**FEBRUARY 13, 2020
6:00 PM**

**CITY COUNCIL CHAMBERS
CARL MAY COMMUNITY CENTER
11711 West Drive, Desert Hot Springs, California**

CALL TO ORDER

Chair Lozano called the meeting to order at 6:00 P.M.

ROLL CALL

Commissioners Present: Eastman, Lozano, Martin, Mayrhofen, Meyer

PLEDGE OF ALLEGIANCE

Commissioner Martin led the Pledge of Allegiance.

SELECTION OF CHAIR AND VICE-CHAIR

Action: Lozano moved to approve selection of Chair as Lee Eastman, motion seconded by Mayrhofen, motion carried 5/0 by the following vote:

Vote: AYES: 5 - Eastman, Meyer, Lozano, Mayrhofen, Martin
Passed NOES: 0 - (None)

Action: Eastman moved to approve selection of Vice-Chair as Walt Meyer, motion seconded by Lozano, motion carried 5/0 by the following vote:

Vote: AYES: 5 - Eastman, Meyer, Lozano, Mayrhofen, Martin
Passed NOES: 0 - (None)

APPROVAL OF THE AGENDA

Action: Martin moved to approve the February 13, 2020 Regular Meeting Agenda, motion seconded by Lozano, motion carried 5/0 by the following vote:

Vote: AYES: 5 - Eastman, Meyer, Lozano, Mayrhofen, Martin
Passed NOES: 0 - (None)

MINUTES

Public Safety Commission Regular Meeting Minutes January 9, 2020

Recommendation: Approve Minutes as Submitted; or Corrected

Action: Lozano moved to approve the January 9, 2020 Regular Meeting Minutes, motion seconded by Meyer, motion carried 5/0 by the following vote:

Vote: AYES: 5 - Eastman, Meyer, Lozano, Mayrhofen, Martin
Passed NOES: 0 - (None)

PUBLIC COMMENTS

There were no Public Comments.

PRESENTATIONS

1. Gang Update

Christopher Tooth, Detective for the Desert Hot Springs Police Department, gave a Gang presentation and responded to questions.

ADMINISTRATIVE REPORTS:

2. Public Safety Cadet Liaison Monthly Report

Public Safety Cadet Liaison, Nicole Sanchez

Public Safety Cadet Liaison, Nicole Sanchez, gave the monthly report and responded to questions.

3. Animal Control Monthly Report

Animal Care and Control Supervisor, Stephanie Zamora

Stephanie Zamora, Animal Care and Control Supervisor, gave the monthly report and responded to questions.

4. Fire Department Monthly Report
Fire Chief, Ty Davis

Fire Chief Davis responded to questions

5. Police Department Monthly Report
Chief of Police, Jim Henson

Chief Henson gave the Police Department and Code Enforcement monthly report, and an overview of the Fire Department's monthly report.

CHAIRMAN, VICE-CHAIR, AND COMMISSIONER REPORTS

The Chair, Vice-Chair, and Commissioners gave their monthly reports. Chair Eastman requested adding *Rotating the Public Safety Commissioner's Chair Role* to the next meeting agenda.

Action: Mayrhofen moved to approve adding *The Frequency of Public Safety Commissioners Reporting to City Council* to the next meeting, motion seconded by Meyer, motion carried 5/0 by the following vote:

<u>Vote:</u>	AYES: 5 - Eastman, Meyer, Lozano, Mayrhofen, Martin
Passed	NOES: 0 - (None)

ADJOURN REGULAR MEETING

Chair Eastman adjourned the meeting at 7:18 P.M.



Desert Hot Springs Animal Care and Control

Monthly Shelter
Activity Summary

YEAR: 2020

	January	February	March	April	May	June	July	August	September	October	November	December	Total
Shelter Stats													
Intakes	95	81											176
Return to Owner	37	42											79
Sent to Rescue	23	16											39
Foster	7	10											17
CVAC	1	0											55
Taken to Vet	23	25											48
DOA	18	8											26
Passed Away	1	0											1
Euthanized	1	1											2
Licenses	59	107											166
Admin Cites	27	45											72
Warning Cites	34	44											78
Calls for Service	282	243											525
SNIP Bus	31	29											60

FEBRUARY 2020

From February 1, 2020 through February 29, 2020
the Animal Care and Control Center has taken in 81 animals.
Return to Owners 42
Sent to Rescues 16
Foster 10
Sent to Coachella Valley Animal Campus 0
Deceased on arrival 8
Passed Away 0
Euthanized do to non-treatable medical condition 1
Licenses 107
Citations 45
Warning Citations 44
Calls for service 243
The SNIP BUS spayed & neutered 29 pets for our City residents.



Desert Hot Springs Animal Care and Control

Monthly Shelter
Activity Summary

YEAR: 2020

	January	February	March	April	May	June	July	August	September	October	November	December	Total
Shelter Stats													
Intakes	95	81	79	43	73								371
Return to Owner	37	42	29	26	29								163
Sent to Rescue	23	16	32	8	18								97
Foster	7	10	12	3	4								36
CVAC	1 (bite)	0	1 (bite)	0	1 (bite)								55
Taken to Vet	23	25	24	13	10								95
DOA	18	8	12	9	15								62
Passed Away	1	0	0	0	0								1
Euthanized	1	1	0	0	3								5
Licenses	59	107	48	8	12								234
Admin Cites	27	45	25	3	5								105
Warning Cites	34	44	24	11	16								129
Calls for Service	282	243	209	128	216								1078
SNIP Bus	31	29	0	0	0								60

MARCH 2020

From March 1, 2020 through March 31, 2020
the Animal Care and Control Center has taken in 79 animals.
Return to Owners 29
Sent to Rescues 32
Foster 12
Sent to Coachella Valley Animal Campus 1 (bite quarantine)
Deceased on arrival 12
Passed Away 0
Euthanized do to non-treatable medical condition 0
Licenses 48
Citations 25
Warning Citations 24
Calls for service 209
The SNIP BUS spayed & neutered 0 pets for our City residents.

APRIL 2020

From April 1, 2020 through April 30, 2020
the Animal Care and Control Center has taken in 43 animals.
Return to Owners 26
Sent to Rescues 8
Foster 3
Sent to Coachella Valley Animal Campus 0
Deceased on arrival 9
Passed Away 0
Euthanized do to non-treatable medical condition 0
Licenses 8
Citations 3
Warning Citations 11
Calls for service 128
The SNIP BUS spayed & neutered 0 pets for our City residents.

MAY 2020

From May 1, 2020 through May 31, 2020
the Animal Care and Control Center has taken in 73 animals.
Return to Owners 29
Sent to Rescues 18
Foster 4
Sent to Coachella Valley Animal Campus 1 (bite quarantine)
Deceased on arrival 15
Passed Away 0
Euthanized do to non-treatable medical condition 3
Licenses 12
Citations 5
Warning Citations 16
Calls for service 216
The SNIP BUS spayed & neutered 0 pets for our City residents.

CAL FIRE/Riverside County Fire Department

Emergency Incident Statistics



Shawn C. Newman

Fire Chief

3/5/2020

Report Provided By: Riverside County Fire Department

Communications and Technology Division

GIS Section

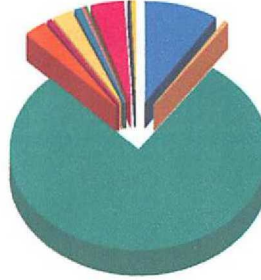
Please refer to Map and Incident by Battalion, Station, Jurisdiction

Incidents Reported for the month of February, 2020 and City of Desert Hot Springs And Both (Code 2, Alpha, Omega, Code 3, Charlie, Delta, Bravo, Echo)

*Incidents are shown based on the primary response area for the incident location. This does not represent total response times for all units only the first unit in.

Response Activity

Incidents Reported for the month of February, 2020 and City of Desert Hot Springs And Both (Code 2, Alpha, Omega, Code 3, Charlie, Delta, Bravo, Echo)



False Alarm	37	9.1%
Haz Mat	3	0.7%
Medical	317	77.9%
Other Fire	11	2.7%
Other Misc	3	0.7%
Public Service Assist	10	2.5%
Res Fire	3	0.7%
Ringing Alarm	1	0.2%
Standby	2	0.5%
Traffic Collision	17	4.2%
Vehicle Fire	1	0.2%
Wildland Fire	2	0.5%
Total:	407	100.0%

False Alarm	37
Haz Mat	3
Medical	317
Other Fire	11
Other Misc	3
Public Service Assist	10
Res Fire	3
Ringing Alarm	1
Standby	2
Traffic Collision	17
Vehicle Fire	1
Wildland Fire	2
Incident Total:	407

Average Enroute to Onscene Time*

Enroute Time = When a unit has been acknowledged as responding. Onscene Time = When a unit has been acknowledge as being on scene. For any other statistic outside Enroute to Onscene please contact the IT Help Desk at 951-940-6900

<5 Minutes	+5 Minutes	+10 Minutes	+20 Minutes	Average	% 0 to 5 min
249	155	17	2	4.7	61.2%

*CODE 3 and CODE 2 incidents are included in the total count of incidents and the average Enroute to Onscene Time.

Incidents by Battalion, Station and Jurisdiction

			False Alarm	Haz Mat	Medical	Other Fire	Other Misc	Public Service	Res Fire	Ringling Alarm	Standby	Traffic Collisio	Vehicle Fire	Wildlan d Fire	Total
Battalion 10	Station 36 Skyborne	City of Desert Hot Springs	2	1	12	1	0	0	0	0	1	2	0	0	19
		Station Total	2	1	12	1	0	0	0	0	1	2	0	0	19
	Station 37 Desert Hot Springs	City of Desert Hot Springs	35	2	305	10	3	10	3	1	1	15	1	2	388
		Station Total	35	2	305	10	3	10	3	1	1	15	1	2	388
	Battalion Total			37	3	317	11	3	10	3	1	2	17	1	2
Grand Total			37	3	317	11	3	10	3	1	2	17	1	2	407

Incidents by Jurisdiction

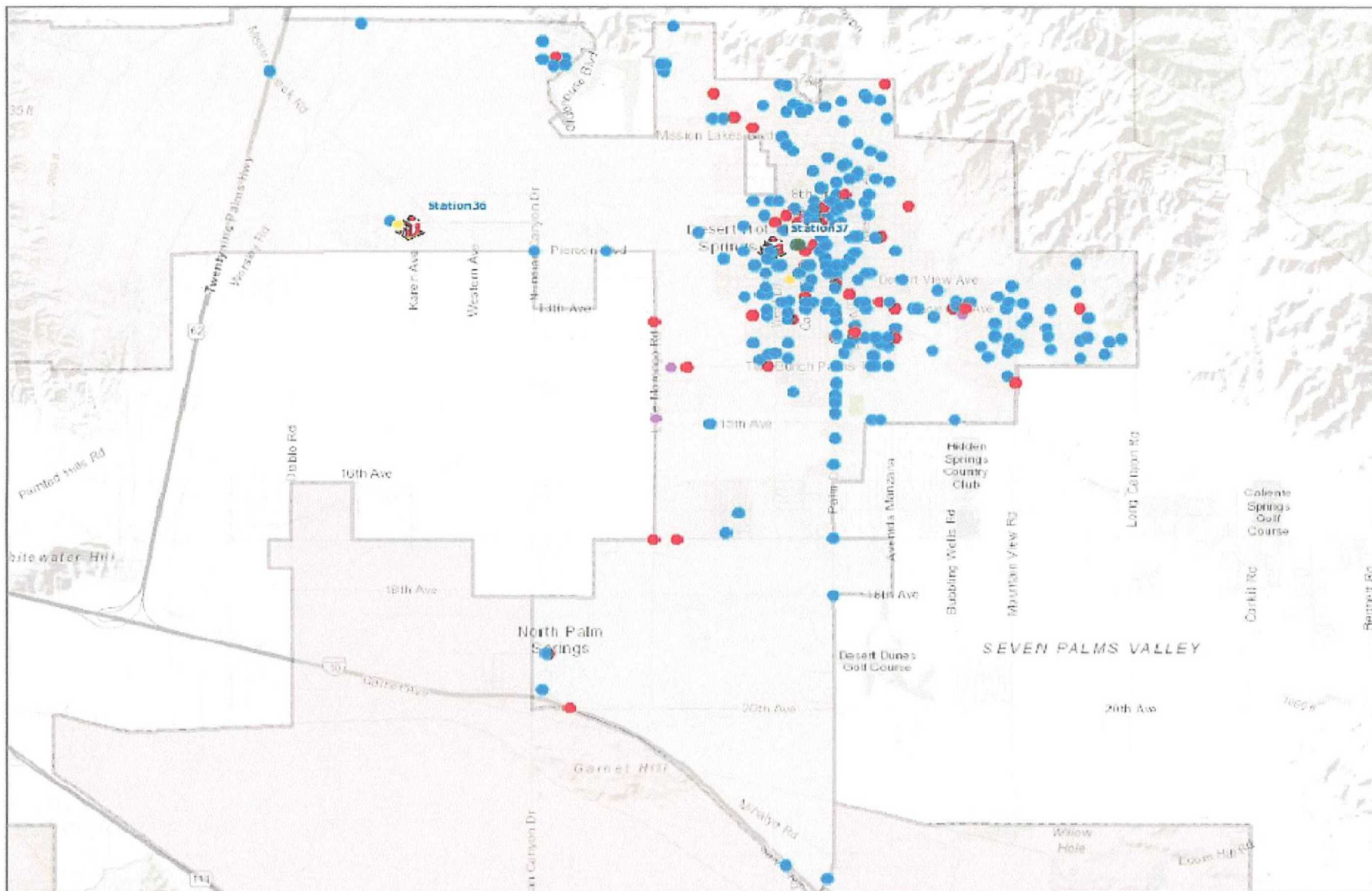
	False Alarm	Haz Mat	Medical	Other Fire	Other Misc	Public Service	Res Fire	Ring Alarm	Standby	Traffic Collisio	Vehicle Fire	Wildlan d Fire	Total
City of Desert Hot Springs	37	3	317	11	3	10	3	1	2	17	1	2	407
Grand Total	37	3	317	11	3	10	3	1	2	17	1	2	407

ITEM 3.

Incidents by Supervisorial District - Summary

	DISTRICT 4 V. MANUEL PEREZ	Grand Total
False Alarm	37	37
Haz Mat	3	3
Medical	317	317
Other Fire	11	11
Other Misc	3	3
Public Service Assist	10	10
Res Fire	3	3
Ringing Alarm	1	1
Standby	2	2
Traffic Collision	17	17
Vehicle Fire	1	1
Wildland Fire	2	2
Total	407	407

MONTH = 2 and YEAR = 2020 and CITYNAME = 'Desert Hot Springs'



Legend

- | | | | |
|---|--|---|--|
| ● Fire | ● Medical | Riverside County |  Fire Station |
| ● Hazard | ● Other Misc | Reservations |  Casinos |
| ● Haz Mat | ● PSA | | |



Riverside County Fire GIS

Last Updated 3/5/2020 2:5

*Incidents are shown based on the primary response area for the incident location. This does not represent total response times for all units only the first unit in.

Page 6



City of Desert Hot Springs Fire Services



Year: 2020													Total
	January	February	March	April	May	June	July	August	September	October	November	December	
Response Activity													
False Alarm	21	37											58
Haz Mat	2	3											5
Medical	333	317											650
Other Fire	13	11											24
Other Misc	3	3											6
Public Assist	8	10											18
Res Fire	3	3											6
Com Fire	1	0											1
Ringin Alarm	1	1											2
Standby	5	2											7
Traffic Collision	26	17											43
Vehicle Fire	0	1											1
Wildland Fire	0	2											2
	416	407											823

CAL FIRE/Riverside County Fire Department

Unit Response Statistics *

***The numbers provided on this report are actual Unit Responses and not Incident Counts. To obtain Incident Counts use the Incident Report.**



Shawn C. Newman

Fire Chief

6/1/2020

Report Provided By: Riverside County Fire Department

Communications and Technology Division

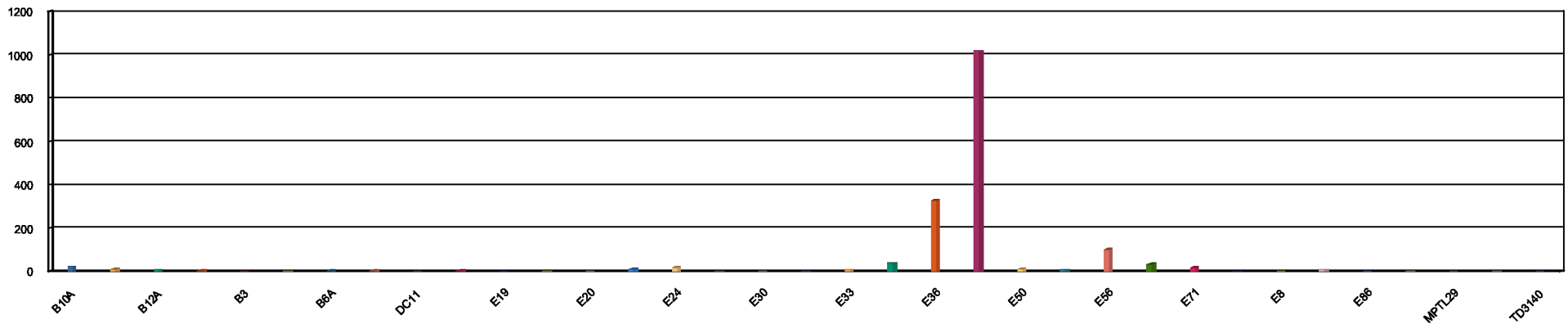
GIS Section

Please refer to Map and Unit Responses by Battalion, Station, and Jurisdiction

Incidents Reported for Date between 3/1/2020 and 6/1/2020 and City of Desert Hot Springs and Both (Code 2, Alpha, Omega, Code 3, Charlie, Delta, Bravo, Echo)

*Incidents are shown based on the units that responded.

Unit Response Activity



Com Fire	43
False Alarm	183
Medical	1092
Multi-Fam Dwelling Fire	27
Other Fire	46
Other Misc	4
Public Service Assist	30
Res Fire	35
Ringing Alarm	5
Standby	18
Traffic Collision	112
Vehicle Fire	26
Wildland Fire	36
Incident Total:	1,657
Transport Total:	22
Dry Runs:	1,635

Average Enroute to Onscene Time*

Enroute Time = When a unit has been acknowledged as responding. Onscene Time = When a unit has been acknowledge as being on scene. For any other statistic outside Enroute to Onscene please contact the IT Help Desk at 951-940-6900

<5 Minutes	+5 Minutes	Average	% 0 to 5 min
1136	441	4.7	68.6%

*CODE 3 and CODE 2 incidents are included in the total count of incidents and the average Enroute to Onscene Time.

ITEM 3. Numbers provided on this report may reflect multiple unit responses to a single incident.

Updated 6/1/2020 3:

*Incidents are shown based on the units that responded.

Unit Responses by Battalion, Station and Jurisdiction

		Com Fire	False Alarm	Medical	Multi-Fa m Dwelling	Other Fire	Other Misc	Public Service Assist	Res Fire	Ringing Alarm	Standby	Traffic Collision	Vehicle Fire	Wildland Fire	Total
City of Desert Hot Springs	B10A	2	3	0	1	3	0	0	2	0	0	6	0	3	20
	B10B	2	2	0	1	1	0	0	1	0	0	1	2	2	12
	B12A	0	0	0	1	1	1	0	0	0	0	0	0	2	5
	B12B	0	2	0	0	0	0	0	1	0	0	0	0	0	3
	B3	1	0	0	0	0	0	0	0	0	0	0	0	0	1
	B3116	1	0	0	0	0	0	0	0	0	0	0	0	0	1
	B6A	1	1	0	1	0	0	0	0	0	0	0	0	0	3
	BS35	2	0	0	2	0	0	0	0	0	0	0	0	0	4
	DC11	1	0	0	0	0	0	0	0	0	0	0	0	0	1
	E17	0	0	4	0	0	0	0	0	0	0	0	0	0	4
	E19	0	0	1	0	0	0	0	0	0	0	0	0	0	1
	E2	0	1	0	0	0	0	0	0	0	0	0	0	0	1
	E20	0	0	0	0	0	0	0	1	0	0	0	0	0	1
	E22	0	1	7	0	0	0	0	1	0	0	1	0	0	10
	E24	2	3	5	2	1	0	0	1	0	0	3	1	1	19
	E26	0	0	0	0	1	0	0	0	0	0	0	0	0	1
	E30	0	0	1	0	0	0	0	0	0	0	0	0	0	1
	E32	0	0	1	0	0	0	0	0	0	0	0	0	0	1
	E33	2	0	4	0	0	0	0	0	0	0	0	0	1	7
	E35	3	9	8	1	3	0	1	3	0	1	7	1	0	37
	E36	4	50	198	3	9	1	2	6	1	5	30	10	8	327
	E37	4	79	804	3	18	2	25	5	2	11	49	7	9	1,018
	E50	2	2	1	1	0	0	0	1	0	0	1	0	1	9
	E55	1	1	1	1	0	0	0	0	0	1	0	0	0	5
	E56	4	16	46	3	5	0	2	5	2	0	7	5	6	101
	E69	4	6	7	3	1	0	0	5	0	0	4	0	3	33
	E71	4	5	1	2	1	0	0	2	0	0	2	0	0	17
	E76	0	0	0	0	1	0	0	0	0	0	0	0	0	1
	E8	0	1	0	0	0	0	0	0	0	0	0	0	0	1
	E81	2	1	1	2	0	0	0	0	0	0	1	0	0	7
	E86	0	0	1	0	0	0	0	0	0	0	0	0	0	1
	E99	0	0	0	0	0	0	0	1	0	0	0	0	0	1
	MPTL29	0	0	1	0	0	0	0	0	0	0	0	0	0	1
	T33	1	0	0	0	0	0	0	0	0	0	0	0	0	1
	TD3140	0	0	0	0	1	0	0	0	0	0	0	0	0	1
Grand Total		43	183	1,092	27	46	4	30	35	5	18	112	26	36	1,657

ITEM 3. Numbers provided on this report may reflect multiple unit responses to a single incident.

Updated 6/1/2020 3:

*Incidents are shown based on the units that responded.

Unit Transports

		Total
City of Desert Hot Springs	E35	1
	E36	5
	E37	14
	E56	2
	Sub Total	22
Grand Total		22

Unit Medical Responses by Definition

Unit Medical Responses by Definition (Continued)

			Continued Medical	
			Medical Diff Breathing	Medical Fall
City of Desert Hot Springs	Station 36 Skyborne	E36	1	0
		E37	2	0
		Total	3	0
	Station 37 Desert Hot Springs	E36	6	4
		E37	37	13
		E56	1	1
		E69	1	0

ITEM 3. *Numbers provided on this report may reflect multiple unit responses to a single incident.

Updated 6/1/2020 3:

*Incidents are shown based on the units that responded.

			Continued	
			Medical	
			Medical Diff Breathing	Medical Fall
City of Desert Hot Springs	Station 37 Desert Hot Springs	MPTL29	1	0
Total			46	18
Grand Total			49	187

Unit Medical Responses by Definition (Continued)

Unit Responses by Jurisdiction

		Com Fire	False Alarm	Medical	Multi-Fa m Dwelling	Other Fire	Other Misc	Public Service Assist	Res Fire	Ringing Alarm	Standby	Traffic Collision	Vehicle Fire	Wildland Fire	Total
City of Desert Hot Springs	B10A	2	3	0	1	3	0	0	2	0	0	6	0	3	20
	B10B	2	2	0	1	1	0	0	1	0	0	1	2	2	12
	B12A	0	0	0	1	1	1	0	0	0	0	0	0	2	5
	B12B	0	2	0	0	0	0	0	1	0	0	0	0	0	3
	B3	1	0	0	0	0	0	0	0	0	0	0	0	0	1
	B3116	1	0	0	0	0	0	0	0	0	0	0	0	0	1
	B6A	1	1	0	1	0	0	0	0	0	0	0	0	0	3
	BS35	2	0	0	2	0	0	0	0	0	0	0	0	0	4
	DC11	1	0	0	0	0	0	0	0	0	0	0	0	0	1
	E17	0	0	4	0	0	0	0	0	0	0	0	0	0	4
	E19	0	0	1	0	0	0	0	0	0	0	0	0	0	1
	E2	0	1	0	0	0	0	0	0	0	0	0	0	0	1
	E20	0	0	0	0	0	0	0	1	0	0	0	0	0	1
	E22	0	1	7	0	0	0	0	1	0	0	1	0	0	10
	E24	2	3	5	2	1	0	0	1	0	0	3	1	1	19
	E26	0	0	0	0	1	0	0	0	0	0	0	0	0	1
	E30	0	0	1	0	0	0	0	0	0	0	0	0	0	1

ITEM 3. Numbers provided on this report may reflect multiple unit responses to a single incident.

Updated 6/1/2020 3:

*Incidents are shown based on the units that responded.

		Com Fire	False Alarm	Medical	Multi-Fa m Dwelling	Other Fire	Other Misc	Public Service Assist	Res Fire	Ringin g Alarm	Standby	Traffic Collision	Vehicle Fire	Wildland Fire	Total
City of Desert Hot Springs	E32	0	0	1	0	0	0	0	0	0	0	0	0	0	1
	E33	2	0	4	0	0	0	0	0	0	0	0	0	1	7
	E35	3	9	8	1	3	0	1	3	0	1	7	1	0	37
	E36	4	50	198	3	9	1	2	6	1	5	30	10	8	327
	E37	4	79	804	3	18	2	25	5	2	11	49	7	9	1,018
	E50	2	2	1	1	0	0	0	1	0	0	1	0	1	9
	E55	1	1	1	1	0	0	0	0	0	1	0	0	0	5
	E56	4	16	46	3	5	0	2	5	2	0	7	5	6	101
	E69	4	6	7	3	1	0	0	5	0	0	4	0	3	33
	E71	4	5	1	2	1	0	0	2	0	0	2	0	0	17
	E76	0	0	0	0	1	0	0	0	0	0	0	0	0	1
	E8	0	1	0	0	0	0	0	0	0	0	0	0	0	1
	E81	2	1	1	2	0	0	0	0	0	0	1	0	0	7
	E86	0	0	1	0	0	0	0	0	0	0	0	0	0	1
	E99	0	0	0	0	0	0	0	1	0	0	0	0	0	1
	MPTL29	0	0	1	0	0	0	0	0	0	0	0	0	0	1
	T33	1	0	0	0	0	0	0	0	0	0	0	0	0	1
	TD3140	0	0	0	0	1	0	0	0	0	0	0	0	0	1
Sub Total		43	183	1,092	27	46	4	30	35	5	18	112	26	36	1,657
Grand Total		43	183	1,092	27	46	4	30	35	5	18	112	26	36	1,657

Unit Responses by Supervisorial District - Summary

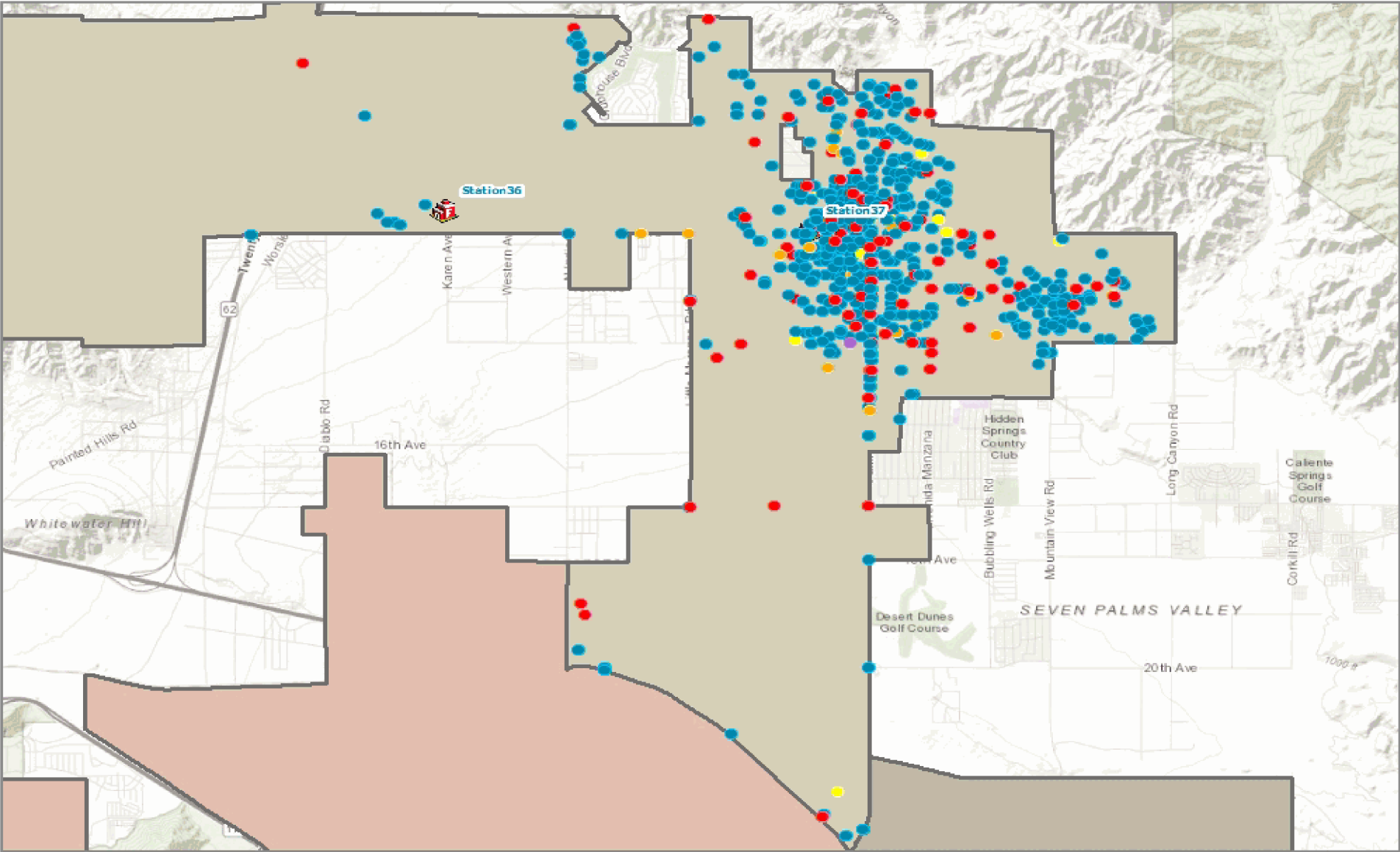
		Com Fire	False Alarm	Medical	Multi-Fa m Dwelling	Other Fire	Other Misc	Public Service Assist	Res Fire	Ringin g Alarm	Standby	Traffic Collision	Vehicle Fire	Wildland Fire	Total
District 4 V.	City of Desert Hot S	43	183	1,092	27	46	4	30	35	5	18	112	26	36	1,657
MANUEL PEREZ	Total	43	183	1,092	27	46	4	30	35	5	18	112	26	36	1,657
Grand Total		43	183	1,092	27	46	4	30	35	5	18	112	26	36	1,657

ITEM 3. Numbers provided on this report may reflect multiple unit responses to a single incident.

Updated 6/1/2020 3:

*Incidents are shown based on the units that responded.

DENT_DATE between '2020-3-1 00:00:00' and '2020-6-1 23:59:59' and CITYNAME = 'Desert Hot Springs' and UnitStatus = 'Active'



Legend

- | | | | |
|---------|-----------------------|------------------|--------------|
| Fire | Medical | Riverside County | Fire Station |
| Haz Mat | Other Misc | Reservations | Casinos |
| Hazard | Public Service Assist | | |



ITEM 3. Numbers provided on this report may reflect multiple unit responses to a single incident.
Updated 6/1/2020 3:

*Incidents are shown based on the units that responded.

MONTHLY REPORT OF OFFENSES KNOWN TO THE POLICE:

1-720 (Rev. 02-22-13)

OMB No. 1110-0001

Expires 07-31-16

RETURN A

This report is authorized by law Title 28, Section 534, U.S. Code. Your cooperation in completing this form will assist the FBI, in compiling timely, comprehensive, and accurate data. Please submit this form monthly, by the seventh day after the close of the month, and any questions to the FBI, Criminal Justice Information Services Division, Attention: Uniform Crime Reports/Module E-3, 1000 Custer Hollow Road, Clarksburg, West Virginia, 26306; telephone 304-625-4830, facsimile 304-625-3566. Under the Paperwork Reduction Act, you are not required to complete this form unless it contains a valid OMB control number. The form takes approximately 10 minutes to complete. Instructions for preparing the form appear on the reverse side.

1 Classification of Offenses	2 Offenses Reported or Known to Police	3 Unfounded, i.e., False or Baseless Complaints	4 Number of Actual	5 Total Offenses Cleared by Arrest or Exceptional Means	6 Number of Clearances Involving Only Persons Under 18 Years of Age
1. CRIMINAL HOMICIDE					
a. Murder and Non-negligent Homicide	11				
b. Manslaughter by Negligence	12				
2. RAPE TOTAL	20	1	1		
a. Rape	21	1	1		
b. Attempt to Commit Rape	22				
Historical Rape (See instruction #15 below)					
3. ROBBERY TOTAL	30	8	8	3	
a. Firearm	31	4	4	1	
b. Knife or Cutting Instrument	32				
c. Other Dangerous Weapon	33	1	1		
d. Strong-Arm (Hands, Fists, Feet, etc.)	34	3	3	2	
4. ASSAULT TOTAL	40	19	19	6	
a. Firearm	41	1	1		
b. Knife or Cutting Instrument	42	2	2		
c. Other Dangerous Weapon	43	1	1		
d. Strong-Arm (Hands, Fists, Feet, etc.)	44	5	5	4	
e. Other Assaults - Simple	45	10	10	2	
5. BURGLARY TOTAL	50	15	15		
a. Forcible Entry	51	6	6		
b. Unlawful Entry - No Force	52	8	8		
c. Attempted Forcible Entry	53	1	1		
6. LARCENY - THEFT TOTAL	60	10	10		
7. MOTOR VEHICLE THEFT TOTAL	70	17	17		
a. Autos	71	12	12		
b. Trucks and Buses	72	2	2		
c. Other Vehicles	73	3	3		
GRAND TOTAL	77	70	70	9	

Checking any of the appropriate blocks below will eliminate your need to submit reports when the values are zero.

This will also aid the national program in its quality control efforts.

- ☒ No Supplementary Homicide Report Submitted.
☐ No Supplement to Return A Submitted.
☒ No Law Enforcement Officers Killed or Assaulted.
☐ No Violent Crimes Against Seniors.
☒ No Hate Crimes.

- ☐ No Persons Under 18 Arrested.
☐ No Persons 18 or Over Arrested.
☐ No Arson Offenses Occurred.
☐ No Domestic Violence-Related Calls.
☒ No Anti-Reproduction Rights Crimes.

DESERT HOT SPRINGS PD
65950 PIERSON BLVD.
DESERT HOT SPRINGS, CA 92240

Agency and State

CA0330600

Agency ID

26,200

Population

Month and Year of Report: 02/20

Virginia Alvarez 3-9-20
Signature Date

Virginia Alvarez Records Clerk
Report Prepared by Title

Jim Henson
Chief

APDC (Rev. 04/28/15) Print Date **ITEM 4.**

**MONTHLY REPORT OF OFFENSES KNOWN TO THE POLICE:
SUPPLEMENT TO RETURN A**

PACKET PAGE 26

PROPERTY STOLEN BY CLASSIFICATION

CLASSIFICATION		ACTUAL OFFENSES (Column 4, Return A)	VALUE OF PROPERTY STOLEN
1. Murder/Nonnegligent Manslaughter	12		
2. Rape (Total)	20	1	
3. Robbery			
(a) Highway (Streets, Alleys, etc.)	31	1	
(b) Commercial House (Except c, d, f)	32		
(c) Gas or Service Station	33		
(d) Convenience Store	34	2	\$413
(e) Residence (Anywhere on the Premises)	35	1	
(f) Bank	36		
(g) Miscellaneous	37	4	\$2,230
TOTAL ROBBERY	30	8	\$2,643
4. Assault (Not Applicable)			
5. Burglary - Breaking or Entering			
(a) Residence (Dwelling)			
(1) Night (6 P.M. - 6 A.M.)	51	3	\$26,035
(2) Day (6 A.M. - 6 P.M.)	52	4	\$2,354
(3) Unknown	53	4	\$9,990
(b) Non-Residence (Store, Office, etc.)			
(1) Night (6 P.M. - 6 A.M.)	54	3	\$25
(2) Day (6 A.M. - 6 P.M.)	55		
(3) Unknown	56	1	\$10,000
TOTAL BURGLARY	50	15	\$48,404
6. Larceny - Theft (Except Motor Vehicle Theft)			
(a) Over \$400	64	4	\$8,710
(b) \$200 to \$400	61		
(c) \$50 to \$199	62	2	\$180
(d) Under \$50	63	4	\$90
TOTAL LARCENY (Same as Item 6X)	60	10	\$8,980
7. Motor Vehicle Theft (Include Alleged Joy Ride)	70	17	\$159,270
GRAND TOTAL - All Items	77		\$219,297
Additional Analysis of Larceny and Motor Vehicle Theft (6X and 7X)			
6X. Nature of Larcenies Under Item 6			
(a) Pocket-Picking	81		
(b) Purse-Snatching	82		
(c) Shoplifting	83		
(d) From Motor Vehicles (Except e)	84	3	\$2,750
(e) Motor Vehicle Parts and Accessories	85	3	\$1,025
(f) Bicycles	86		
(g) From Buildings (Except c and h)	87	3	\$5,180
(h) From Any Coin-Operated Machine (Parking Meters, etc.)	88		
(i) All Other	89	1	\$25
TOTAL LARCENIES (Same as Item 6)	80	10	\$8,980
7X. Motor Vehicles Recovered			
(a) Stolen Locally and Recovered Locally	91	8	
(b) Stolen Locally and Recovered by Other Jurisdictions	92	9	
(c) Total Locally Stolen Motor Vehicles Recovered	90	17	
(d) Stolen Out of Town, Recovered Locally	93	13	

**MONTHLY REPORT OF OFFENSES KNOWN TO THE POLICE:
SUPPLEMENT TO RETURN A**

PROPERTY BY TYPE AND VALUE

Type of Property		Value of Property Stolen and Recovered In Your Jurisdiction	
		Stolen	Recovered
(A) Currency, Notes, etc.	01	\$2,330	
(B) Jewelry and Precious Metals	02		
(C) Clothing and Furs	03	\$96	
(D) Locally Stolen Motor Vehicles	04	\$180,500	\$90,500
(E) Office Equipment	05	\$2,320	
(F) Televisions, Radios, Stereos, etc.	06	\$150	
(G) Firearms	07		
(H) Household Goods	08	\$2,120	
(I) Consumable Goods	09	\$8	\$8
(J) Livestock	10		
(K) Miscellaneous	11	\$31,773	
TOTAL	00	\$219,297	\$90,508

NOTE: Total of column (2) should agree with grand total (DATA ENTRY 77) shown on page 2. In column (3) include all property recovered even though stolen in prior months. The above is an accounting for only that property stolen in your jurisdiction. This will include property recovered for you by other jurisdictions but not property you recover for them.

DESERT HOT SPRINGS PD
65950 PIERSON BLVD.
DESERT HOT SPRINGS, CA 92240
Agency and State
CA0330600
Agency ID
26,200
Population

Month and Year of Report: 02/20

Signature *V. Alvarez* Date 3-9-20
Virginia Alvarez
Report Prepared by Records Clerk
Jim Henson
Chief

APDC (Rev. 11/03/08) Print Date: 03/09/20
ITEM 4.

DESERT HOT SPRINGS POLICE DEPARTMENT

PATROL STATISTICS 2020

2020

	JAN.	FEB.	MAR.	APR.	MAY	JUNE	JULY	AUG.	SEPT.	OCT.	NOV.	DEC.	ANNUAL
EVENTS:													
Calls for Service	2134	1837											3971
Officer Initiated	1118	982											2100
TOTAL	3252	2819											6071
EVENT TYPES:													
Traffic Stops	459	292											751
Bus/Bulding Checks	452	444											896
Vehicle Checks	128	125											253
Pedestrian Checks	247	252											499
TOTAL	1286	1113											2399
OFFICER REPORTS:													
Accident	57	46											103
Arrests	123	96											219
Criminal	100	107											207
Non-Criminal	217	142											359
TOTAL	497	391											888
ARRESTS:													
Drug Arrests	17	13											30
Felony	49	34											83
Misdemeanor	47	34											81
Warrant Arrests	0	2											2
TOTAL	113	83											196
CITATIONS:													
Misdemeanor	27	24											51
Moving	107	55											162
Muni-Codes	11	7											18
DHSMC 131.27/Curfew	0	0											0
RCO 9.12.030a/Truant	0	0											0
TOTAL	145	86											231
Field Interrogations:	50	61											111

**DESERT HOT SPRINGS POLICE DEPARTMENT
2020 CRIME STATISTICS REPORT**

Crimes	January	February	March	April	May	June	July	August	September	October	November	December	Totals
Criminal Homicide													
a. Homicide & Non-negligent	0	0											0
b. Manslaughter	0	0											0
Rape													
a. Rape	0	1											1
b. Attempts to Commit Rape	0	0											0
Robbery													
a. Firearm	1	4											5
b. Knife or Cutting Instrument	0	0											0
c. Other Dangerous Weapon	0	1											1
d. Strong-Arm (Hands,Fists,Feet,etc.)	1	2											3
Assault													
a. Firearm	3	1											4
b. Knife or Cutting Instrument	2	1											3
c. Other Dangerous Weapon	2	1											3
d. Strong-Arm (Hands,Fists,Feet,etc.)	9	7											16
e. Other Assaults - Simple	14	10											24
Burglary													
a. Forcible Entry	7	6											13
b. Unlawful Entry - No Force	4	7											11
c. Attempted Forcible Entry	0	1											1
Larceny - Theft	13	10											23
Motor Vehicle Theft													
a. Autos	13	11											24
b. Trucks and Buses	6	2											8
c. Other Vehicles	1	3											4
2020 Totals	76	68											144
2019 Totals	95	86	110	114	75	81	100	83	65	106	84	83	1082


Chief, Jim Henson

MONTHLY REPORT OF OFFENSES KNOWN TO THE POLICE

1-720 (Rev. 02-22-13)

OMB No. 1110-0001

Expires 07-31-16

RETURN A

This report is authorized by law Title 28, Section 534, U.S. Code. Your cooperation in completing this form will assist the FBI, in compiling timely, comprehensive, and accurate data. Please submit this form monthly, by the seventh day after the close of the month, and any questions to the FBI, Criminal Justice Information Services Division, Attention: Uniform Crime Reports/Module E-3, 1000 Custer Hollow Road, Clarksburg, West Virginia, 26306; telephone 304-625-4830, facsimile 304-625-3566. Under the Paperwork Reduction Act, you are not required to complete this form unless it contains a valid OMB control number. The form takes approximately 10 minutes to complete. Instructions for preparing the form appear on the reverse side.

1 Classification of Offenses	2 Offenses Reported or Known to Police	3 Unfounded, i.e., False or Baseless Complaints	4 Number of Actual	5 Total Offenses Cleared by Arrest or Exceptional Means	6 Number of Clearances Involving Only Persons Under 18 Years of Age
1. CRIMINAL HOMICIDE					
a. Murder and Non-negligent Homicide	11				
b. Manslaughter by Negligence	12				
2. RAPE TOTAL	20	2	2		
a. Rape	21	2	2		
b. Attempt to Commit Rape	22				
Historical Rape (See instruction #15 below)					
3. ROBBERY TOTAL	30	5	5	3	
a. Firearm	31	4	4	3	
b. Knife or Cutting Instrument	32				
c. Other Dangerous Weapon	33				
d. Strong-Arm (Hands, Fists, Feet, etc.)	34	1	1		
4. ASSAULT TOTAL	40	21	21	13	
a. Firearm	41	1	1	1	
b. Knife or Cutting Instrument	42				
c. Other Dangerous Weapon	43	1	1	1	
d. Strong-Arm (Hands, Fists, Feet, etc.)	44	6	6	4	
e. Other Assaults - Simple	45	13	13	7	
5. BURGLARY TOTAL	50	9	9	1	
a. Forcible Entry	51	8	8	1	
b. Unlawful Entry - No Force	52				
c. Attempted Forcible Entry	53	1	1		
6. LARCENY - THEFT TOTAL	60	18	18	1	
7. MOTOR VEHICLE THEFT TOTAL	70	17	17		
a. Autos	71	5	5		
b. Trucks and Buses	72	9	9		
c. Other Vehicles	73	3	3		
GRAND TOTAL	77	72	72	18	

Checking any of the appropriate blocks below will eliminate your need to submit reports when the values are zero. This will also aid the national program in its quality control efforts.

- ☒ No Supplementary Homicide Report Submitted.
☐ No Supplement to Return A Submitted.
☒ No Law Enforcement Officers Killed or Assaulted.
☒ No Violent Crimes Against Seniors.
☒ No Hate Crimes.

- ☐ No Persons Under 18 Arrested.
☐ No Persons 18 or Over Arrested.
☒ No Arson Offenses Occurred.
☐ No Domestic Violence-Related Calls.
☒ No Anti-Reproduction Rights Crimes.

DESERT HOT SPRINGS PD
65950 PIERSON BLVD.
DESERT HOT SPRINGS, CA 92240
 Agency and State
CA0330600
 Agency ID
28,492
 Population

Month and Year of Report: **03/20**
 Signature: *V. Alvarez* Date: **4-8-20**
 Title: **Records Clerk**
 Report Prepared by: *J. Henson* Title: **Chief**
Jim Henson
 Chief

APDC (Rev. 04/28/15) Print Da

ITEM 4.

**MONTHLY REPORT OF OFFENSES KNOWN TO THE POLICE
SUPPLEMENT TO RETURN A**

PACKET PAGE 31

PROPERTY STOLEN BY CLASSIFICATION

CLASSIFICATION	ACTUAL OFFENSES (Column 4, Return A)		VALUE OF PROPERTY STOLEN
1. Murder/Nonnegligent Manslaughter	12		
2. Rape (Total)	20	2	
3. Robbery			
(a) Highway (Streets, Alleys, etc.)	31		
(b) Commercial House (Except c, d, f)	32		
(c) Gas or Service Station	33		
(d) Convenience Store	34	1	\$200
(e) Residence (Anywhere on the Premises)	35	2	\$4,200
(f) Bank	36		
(g) Miscellaneous	37	2	\$5,150
TOTAL ROBBERY	30	5	\$9,550
4. Assault (Not Applicable)			
5. Burglary - Breaking or Entering			
(a) Residence (Dwelling)			
(1) Night (6 P.M. - 6 A.M.)	51	3	Ø
(2) Day (6 A.M. - 6 P.M.)	52	1	Ø
(3) Unknown	53	3	\$302,710
(b) Non-Residence (Store, Office, etc.)			
(1) Night (6 P.M. - 6 A.M.)	54	2	\$800
(2) Day (6 A.M. - 6 P.M.)	55		
(3) Unknown	56		
TOTAL BURGLARY	50	9	\$303,510
6. Larceny - Theft (Except Motor Vehicle Theft)			
(a) Over \$400	64	7	\$12,573
(b) \$200 to \$400	61		
(c) \$50 to \$199	62	4	\$250
(d) Under \$50	63	7	\$165
TOTAL LARCENY (Same as Item 6X)	60	18	\$12,988
7. Motor Vehicle Theft (Include Alleged Joy Ride)	70	17	\$182,200
GRAND TOTAL- All Items	77		\$508,248
Additional Analysis of Larceny and Motor Vehicle Theft(6X and 7X)			
6X. Nature of Larcenies Under Item 6			
(a) Pocket-Picking	81		
(b) Purse-Snatching	82		
(c) Shoplifting	83		
(d) From Motor Vehicles (Except e)	84	11	\$7,554
(e) Motor Vehicle Parts and Accessories	85	5	\$195
(f) Bicycles	86		
(g) From Buildings (Except c and h)	87	1	\$3,650
(h) From Any Coin-Operated Machine (Parking Meters, etc.)	88		
(i) All Other	89	1	\$1,589
TOTAL LARCENIES (Same as Item 6)	80	18	\$12,988
7X. Motor Vehicles Recovered			
(a) Stolen Locally and Recovered Locally	91	8	
(b) Stolen Locally and Recovered by Other Jurisdictions	92	6	
(c) Total Locally Stolen Motor Vehicles Recovered	90	14	
(d) Stolen Out of Town, Recovered Locally	93	7	

MONTHLY REPORT OF OFFENSES KNOWN TO THE POLICE SUPPLEMENT TO RETURN A

PROPERTY BY TYPE AND VALUE

Type of Property		Value of Property Stolen and Recovered In Your Jurisdiction	
		Stolen	Recovered
(A) Currency, Notes, etc.	01	\$6,114	
(B) Jewelry and Precious Metals	02		
(C) Clothing and Furs	03	\$150	
(D) Locally Stolen Motor Vehicles	04	\$181,500	\$129,200
(E) Office Equipment	05	\$3,300	\$1,600
(F) Televisions, Radios, Stereos, etc.	06		
(G) Firearms	07	\$3,650	\$1,400
(H) Household Goods	08	\$1,659	
(I) Consumable Goods	09	\$200	
(J) Livestock	10		
(K) Miscellaneous	11	\$311,675	\$50
TOTAL	00	\$508,248	\$132,250

NOTE: Total of column (2) should agree with grand total (DATA ENTRY77) shown on page 2. In column (3) include all property recovered even though stolen in prior months. The above is an accounting for only that property stolen in your jurisdiction. This will include property recovered for you by other jurisdictions but not property you recover for them.

DESERT HOT SPRINGS PD
65950 PIERSON BLVD.
DESERT HOT SPRINGS, CA 92240
Agency and State
CA0330600
Agency ID
28,492
Population

Month and Year of Report: 03/20

Signature Virginia Alvarez Date 4-8-20
Title Records Clerk
Report Prepared by Jim Henson Title 4/8/20
Chief

APDC (Rev. 11/03/08) Print Date: 04/08/20 **ITEM 4.**

DESERT HOT SPRINGS POLICE DEPARTMENT

PATROL STATISTICS 2020

2020

	JAN.	FEB.	MAR.	APR.	MAY	JUNE	JULY	AUG.	SEPT.	OCT.	NOV.	DEC.	ANNUAL
EVENTS:													
Calls for Service	2134	1837	1914										5885
Officer Initiated	1118	982	1153										3253
TOTAL	3252	2819	3067										9138
EVENT TYPES:													
Traffic Stops	459	292	288										1039
Bus/Buiding Checks	452	444	670										1566
Vehicle Checks	128	125	160										413
Pedestrian Checks	247	252	270										769
TOTAL	1286	1113	1388										3787
OFFICER REPORTS:													
Accident	57	46	56										159
Arrests	123	96	107										326
Criminal	100	107	132										339
Non-Criminal	217	142	200										559
TOTAL	497	391	495										1383
ARRESTS:													
Drug Arrests	17	13	8										38
Felony	49	34	44										127
Misdemeanor	47	34	44										125
Warrant Arrests	0	2	0										2
TOTAL	113	83	96										292
CITATIONS:													
Misdemeanor	27	24	19										70
Moving	107	55	96										258
Muni-Codes	11	7	26										44
DHSMC 131.27/Curfew	0	0	0										0
RCO 9.12.030a/Traut	0	0	0										0
TOTAL	145	86	131										362
Field Interrogations:	50	61	25										136

ITEM 4.

Crimes	January	February	March	April	May	June	July	August	September	October	November	December	Totals
Criminal Homicide													
a. Homicide & Non-negligent	0	0	0										0
b. Manslaughter	0	0	0										0
Rape													
a. Rape	0	1	2										3
b. Attempts to Commit Rape	0	0	0										0
Robbery													
a. Firearm	1	4	4										9
b. Knife or Cutting Instrument	0	0	0										0
c. Other Dangerous Weapon	0	1	0										1
d. Strong-Arm (Hands, Fists, Feet, etc.)	1	2	1										4
Assault													
a. Firearm	3	1	1										5
b. Knife or Cutting Instrument	2	1	0										3
c. Other Dangerous Weapon	2	1	1										4
d. Strong-Arm (Hands, Fists, Feet, etc.)	9	7	6										22
e. Other Assaults - Simple	14	10	13										37
Burglary													
a. Forcible Entry	7	6	8										21
b. Unlawful Entry - No Force	4	7	0										11
c. Attempted Forcible Entry	0	1	1										2
Larceny - Theft													
a. Motor Vehicle Theft	13	10	18										41
b. Autos	13	11	5										29
c. Trucks and Buses	6	2	9										17
d. Other Vehicles	1	3	3										7
2020 Totals	76	68	72										216
2019 Totals	95	86	110	114	75	81	100	83	65	106	84	83	1082

Chief, Jim Henson



MONTHLY REPORT OF OFFENSES KNOWN TO THE POLICE

PACKET PAGE 35
1-720 (Rev. 02-22-15)
OMB No. 1110-0001
Expires 07-31-16

RETURN A

This report is authorized by law Title 28, Section 534, U.S. Code. Your cooperation in completing this form will assist the FBI, in compiling timely, comprehensive, and accurate data. Please submit this form monthly, by the seventh day after the close of the month, and any questions to the FBI, Criminal Justice Information Services Division, Attention: Uniform Crime Reports/Module E-3, 1000 Custer Hollow Road, Clarksburg, West Virginia, 26306; telephone 304-625-4830, facsimile 304-625-3566. Under the Paperwork Reduction Act, you are not required to complete this form unless it contains a valid OMB control number. The form takes approximately 10 minutes to complete. Instructions for preparing the form appear on the reverse side.

1 Classification of Offenses	2 Offenses Reported or Known to Police	3 Unfounded, i.e., False or Baseless Complaints	4 Number of Actual	5 Total Offenses Cleared by Arrest or Exceptional Means	6 Number of Clearances Involving Only Persons Under 18 Years of Age
1. CRIMINAL HOMICIDE					
a. Murder and Non-negligent Homicide	11				
b. Manslaughter by Negligence	12				
2. RAPE TOTAL	20	1	1		
a. Rape	21	1	1		
b. Attempt to Commit Rape	22				
Historical Rape (See instruction #15 below)					
3. ROBBERY TOTAL	30	1	1		
a. Firearm	31	1	1		
b. Knife or Cutting Instrument	32				
c. Other Dangerous Weapon	33				
d. Strong-Arm (Hands, Fists, Feet, etc.)	34				
4. ASSAULT TOTAL	40	33	33	17	
a. Firearm	41	4	4	2	
b. Knife or Cutting Instrument	42	4	4	2	
c. Other Dangerous Weapon	43	6	6	3	
d. Strong-Arm (Hands, Fists, Feet, etc.)	44	1	1	1	
e. Other Assaults - Simple	45	18	18	9	
5. BURGLARY TOTAL	50	11	11	3	1
a. Forcible Entry	51	9	9	2	1
b. Unlawful Entry - No Force	52	1	1		
c. Attempted Forcible Entry	53	1	1	1	
6. LARCENY - THEFT TOTAL	60	13	13		
7. MOTOR VEHICLE THEFT TOTAL	70	20	20		
a. Autos	71	13	13		
b. Trucks and Buses	72	5	5		
c. Other Vehicles	73	2	2		
GRAND TOTAL	77	79	79	20	1

Checking any of the appropriate blocks below will eliminate your need to submit reports when the values are zero. This will also aid the national program in its quality control efforts.

- ☒ No Supplementary Homicide Report Submitted.
☐ No Supplement to Return A Submitted.
☒ No Law Enforcement Officers Killed or Assaulted.
☐ No Violent Crimes Against Seniors.
☒ No Hate Crimes.

- ☐ No Persons Under 18 Arrested.
☐ No Persons 18 or Over Arrested.
☐ No Arson Offenses Occurred.
☐ No Domestic Violence-Related Calls.
☒ No Anti-Reproduction Rights Crimes.

DESERT HOT SPRINGS PD
65950 PIERSON BLVD.
DESERT HOT SPRINGS, CA 92240
Agency and State
CA0330600
Agency ID
28,492
Population

Month and Year of Report: 04/20
 Signature: *Virginia Alvarez* Date: 5-12-20
 Report Prepared by: *Records Clerk* Title:
 Jim Henson
 Chief

**MONTHLY REPORT OF OFFENSES KNOWN TO THE POLICE
SUPPLEMENT TO RETURN A**

PACKET PAGE 36

PROPERTY STOLEN BY CLASSIFICATION

CLASSIFICATION		ACTUAL OFFENSES (Column 4, Return A)	VALUE OF PROPERTY STOLEN
1. Murder/Nonnegligent Manslaughter	12		
2. Rape (Total)	20	1	
3. Robbery			
(a) Highway (Streets, Alleys, etc.)	31		
(b) Commercial House (Except c, d, f)	32		
(c) Gas or Service Station	33		
(d) Convenience Store	34		
(e) Residence (Anywhere on the Premises)	35		
(f) Bank	36		
(g) Miscellaneous	37	1	0
TOTAL ROBBERY	30	1	0
4. Assault (Not Applicable)			
5. Burglary - Breaking or Entering			
(a) Residence (Dwelling)			
(1) Night (6 P.M. - 6 A.M.)	51	4	\$27,526
(2) Day (6 A.M. - 6 P.M.)	52	1	\$410
(3) Unknown	53	1	\$20
(b) Non-Residence (Store, Office, etc.)			
(1) Night (6 P.M. - 6 A.M.)	54	3	\$526,025
(2) Day (6 A.M. - 6 P.M.)	55	2	
(3) Unknown	56		
TOTAL BURGLARY	50	11	\$553,981
6. Larceny - Theft (Except Motor Vehicle Theft)			
(a) Over \$400	64	4	\$7,313
(b) \$200 to \$400	61		
(c) \$50 to \$199	62	2	\$120
(d) Under \$50	63	7	\$182
TOTAL LARCENY (Same as Item 6X)	60	13	\$7,615
7. Motor Vehicle Theft (Include Alleged Joy Ride)	70	20	\$145,370
GRAND TOTAL- All Items	77		\$706,966
Additional Analysis of Larceny and Motor Vehicle Theft(6X and 7X)			
6X. Nature of Larcenies Under Item 6			
(a) Pocket-Picking	81		
(b) Purse-Snatching	82	1	\$41
(c) Shoplifting	83		
(d) From Motor Vehicles (Except e)	84	7	\$2,998
(e) Motor Vehicle Parts and Accessories	85	3	\$76
(f) Bicycles	86		
(g) From Buildings (Except c and h)	87	1	\$3,500
(h) From Any Coin-Operated Machine (Parking Meters, etc.)	88		
(i) All Other	89	1	\$1,000
TOTAL LARCENIES (Same as Item 6)	80	13	\$7,615
7X. Motor Vehicles Recovered			
(a) Stolen Locally and Recovered Locally	91	10	
(b) Stolen Locally and Recovered by Other Jurisdictions	92	8	
(c) Total Locally Stolen Motor Vehicles Recovered	90	18	
(d) Stolen Out of Town, Recovered Locally	93	9	

MONTHLY REPORT OF OFFENSES KNOWN TO THE POLICE SUPPLEMENT TO RETURN A

PROPERTY BY TYPE AND VALUE

Type of Property		Value of Property Stolen and Recovered In Your Jurisdiction	
		Stolen	Recovered
(A) Currency, Notes, etc.	01	\$1,535	\$1,000
(B) Jewelry and Precious Metals	02		
(C) Clothing and Furs	03		
(D) Locally Stolen Motor Vehicles	04	\$170,950	\$176,150
(E) Office Equipment	05	\$350	\$350
(F) Televisions, Radios, Stereos, etc.	06	\$10,168	
(G) Firearms	07		
(H) Household Goods	08	\$135	\$50
(I) Consumable Goods	09	\$20	
(J) Livestock	10		
(K) Miscellaneous	11	\$523,808	\$10
TOTAL	00	\$706,966	\$177,560

NOTE: Total of column (2) should agree with grand total (DATA ENTRY77) shown on page 2. In column (3) include all property recovered even though stolen in prior months. The above is an accounting for only that property stolen in your jurisdiction. This will include property recovered for you by other jurisdictions but not property you recover for them.

DESERT HOT SPRINGS PD
65950 PIERSON BLVD.
DESERT HOT SPRINGS, CA 92240
Agency and State
CA0330600
Agency ID
28,492
Population

Month and Year of Report: 04/20

Signature Virginia Alvarez Date 5-12-20
Virginia Alvarez Records Clerk
Report Prepared by Jim Henson Title
Chief

Crimes	January	February	March	April	May	June	July	August	September	October	November	December	Totals
Criminal Homicide													
a. Homicide & Non-negligent	0	0	0	0									0
b. Manslaughter	0	0	0	0									0
Rape													
a. Rape	0	1	2	1									4
b. Attempts to Commit Rape	0	0	0	0									0
Robbery													
a. Firearm	1	4	4	1									10
b. Knife or Cutting Instrument	0	0	0	0									0
c. Other Dangerous Weapon	0	1	0	0									1
d. Strong Arm (Hands, Fists, Feet, etc.)	1	2	1	0									4
Assault													
a. Firearm	3	1	1	4									9
b. Knife or Cutting Instrument	2	1	0	4									7
c. Other Dangerous Weapon	2	1	1	6									10
d. Strong Arm (Hands, Fists, Feet, etc.)	9	7	6	1									23
e. Other Assaults - Simple	14	10	13	18									55
Burglary													
a. Forcible Entry	7	6	8	9									30
b. Unlawful Entry - No Force	4	7	0	1									12
c. Attempted Forcible Entry	0	1	1	1									3
Larceny - Theft													
a. Motor Vehicle Theft	13	10	18	13									54
b. Autos	13	11	5	13									42
c. Trucks and Buses	6	2	9	5									22
d. Other Vehicles	1	3	3	2									9
2020 Totals	76	68	72	79									295
2019 Totals	95	86	110	114	75	81	100	83	65	106	84	83	1082

Chief Jim Henson

DESERT HOT SPRINGS POLICE DEPARTMENT

2020

PATROL STATISTICS 2020

EVENTS	JAN.	FEB.	MAR.	APR.	MAY	JUNE	JULY	AUG.	SEPT.	OCT.	NOV.	DEC.	ANNUAL
Calls for Service	2134	1837	1914	1906									7791
Officer Initiated	1118	982	1153	1090									4343
TOTAL	3252	2819	3067	2996									12123
EVENT TYPES													
Traffic Stops	459	292	288	161									1200
Bus/Bulding Checks	452	444	670	770									2336
Vehicle Checks	128	125	160	175									588
Pedestrian Checks	247	252	270	224									993
TOTAL	1286	1113	1388	1330									5117
OFFICER REPORTS													
Accident	57	46	56	37									196
Arrests	123	96	107	77									403
Criminal	100	107	132	139									478
Non-Criminal	217	142	200	148									707
TOTAL	497	391	495	401									1784
ARRESTS													
Drug Arrests	17	13	8	13									51
Felony	49	34	44	32									159
Misdemeanor	47	34	44	32									157
Warrant Arrests	0	2	0	0									2
TOTAL	113	83	96	77									369
CITATIONS													
Misdemeanor	27	24	19	19									89
Moving	107	55	96	26									284
Muni-Codes	11	7	26	26									52
DHSMC 131.27/Curfew	0	0	0	0									0
RCO 9.12.030a/Traunt	0	0	0	0									0
TOTAL	145	86	131	71									425
Field Interrogations	50	61	25	3									139

ITEM 4.

MONTHLY REPORT OF OFFENSES KNOWN TO THE POLICE

1-720 (Rev. 02-22-13)

RETURN A

OMB No. 1110-0001

Expires 07-31-16

This report is authorized by law Title 28, Section 534, U.S. Code. Your cooperation in completing this form will assist the FBI, in compiling timely, comprehensive, and accurate data. Please submit this form monthly, by the seventh day after the close of the month, and any questions to the FBI, Criminal Justice Information Services Division, Attention: Uniform Crime Reports/Module E-3, 1000 Custer Hollow Road, Clarksburg, West Virginia, 26306; telephone 304-625-4830, facsimile 304-625-3566. Under the Paperwork Reduction Act, you are not required to complete this form unless it contains a valid OMB control number. The form takes approximately 10 minutes to complete. Instructions for preparing the form appear on the reverse side.

1 Classification of Offenses	2 Offenses Reported or Known to Police	3 Unfounded, i.e., False or Baseless Complaints	4 Number of Actual	5 Total Offenses Cleared by Arrest or Exceptional Means	6 Number of Clearances Involving Only Persons Under 18 Years of Age
1. CRIMINAL HOMICIDE					
a. Murder and Non-negligent Homicide	11	1	1	1	
b. Manslaughter by Negligence	12				
2. RAPE TOTAL	20	2	2	2	
a. Rape	21	2	2	2	
b. Attempt to Commit Rape	22				
Historical Rape (See instruction #15 below)					
3. ROBBERY TOTAL	30	5	5	2	
a. Firearm	31	2	2	1	
b. Knife or Cutting Instrument	32				
c. Other Dangerous Weapon	33	1	1	1	
d. Strong-Arm (Hands, Fists, Feet, etc.)	34	2	2		
4. ASSAULT TOTAL	40	46	46	28	
a. Firearm	41	5	5	2	
b. Knife or Cutting Instrument	42	3	3	3	
c. Other Dangerous Weapon	43	11	11	9	
d. Strong-Arm (Hands, Fists, Feet, etc.)	44	7	7	5	
e. Other Assaults - Simple	45	20	20	9	
5. BURGLARY TOTAL	50	8	8		
a. Forcible Entry	51	5	5		
b. Unlawful Entry - No Force	52	2	2		
c. Attempted Forcible Entry	53	1	1		
6. LARCENY - THEFT TOTAL	60	12	12		
7. MOTOR VEHICLE THEFT TOTAL	70	27	27	1	
a. Autos	71	14	14	1	
b. Trucks and Buses	72	7	7		
c. Other Vehicles	73	6	6		
GRAND TOTAL	77	101	101	34	

Checking any of the appropriate blocks below will eliminate your need to submit reports when the values are zero. This will also aid the national program in its quality control efforts.

- ☐ No Supplementary Homicide Report Submitted.
☐ No Supplement to Return A Submitted.
☒ No Law Enforcement Officers Killed or Assaulted.
☐ No Violent Crimes Against Seniors.
☒ No Hate Crimes.

- ☐ No Persons Under 18 Arrested.
☐ No Persons 18 or Over Arrested.
☒ No Arson Offenses Occurred.
☐ No Domestic Violence-Related Calls.
☒ No Anti-Reproduction Rights Crimes.

DESERT HOT SPRINGS PD
65950 PIERSON BLVD.
DESERT HOT SPRINGS, CA 92240
 Agency and State
CA0330600
 Agency ID
28,492
 Population

Month and Year of Report: **05/20**

Virginia Alvarez **6-7-20**
 Signature Date
Virginia Alvarez *Records Clerk*
 Report Prepared by Title
Jim Henson
 Chief

MONTHLY REPORT OF OFFENSES KNOWN TO THE POLICE SUPPLEMENT TO RETURN A

PROPERTY STOLEN BY CLASSIFICATION

CLASSIFICATION		ACTUAL OFFENSES (Column 4, Return A)	VALUE OF PROPERTY STOLEN
1. Murder/Nonnegligent Manslaughter	12	1	
2. Rape (Total)	20	2	
3. Robbery			
(a) Highway (Streets, Alleys, etc.)	31	1	\$1,310
(b) Commercial House (Except c, d, f)	32		
(c) Gas or Service Station	33		
(d) Convenience Store	34		
(e) Residence (Anywhere on the Premises)	35	1	\$2,200
(f) Bank	36		
(g) Miscellaneous	37	3	\$4,650
TOTAL ROBBERY	30	5	\$8,160
4. Assault (Not Applicable)			
5. Burglary - Breaking or Entering			
(a) Residence (Dwelling)			
(1) Night (6 P.M. - 6 A.M.)	51	2	\$170
(2) Day (6 A.M. - 6 P.M.)	52		
(3) Unknown	53	1	\$4,160
(b) Non-Residence (Store, Office, etc.)			
(1) Night (6 P.M. - 6 A.M.)	54	4	\$1,141
(2) Day (6 A.M. - 6 P.M.)	55		
(3) Unknown	56	1	\$300
TOTAL BURGLARY	50	8	\$5,771
6. Larceny - Theft (Except Motor Vehicle Theft)			
(a) Over \$400	64	4	\$6,600
(b) \$200 to \$400	61	2	\$550
(c) \$50 to \$199	62	1	\$63
(d) Under \$50	63	5	\$82
TOTAL LARCENY (Same as Item 6X)	60	12	\$7,295
7. Motor Vehicle Theft (Include Alleged Joy Ride)	70	27	\$204,200
GRAND TOTAL - All Items	77		\$225,426
Additional Analysis of Larceny and Motor Vehicle Theft(6X and 7X)			
6X. Nature of Larcenies Under Item 6			
(a) Pocket-Picking	81		
(b) Purse-Snatching	82		
(c) Shoplifting	83		
(d) From Motor Vehicles (Except e)	84	6	\$3,514
(e) Motor Vehicle Parts and Accessories	85	1	\$16
(f) Bicycles	86		
(g) From Buildings (Except c and h)	87	3	\$3,750
(h) From Any Coin-Operated Machine (Parking Meters, etc.)	88		
(i) All Other	89	2	\$15
TOTAL LARCENIES (Same as Item 6)	80	12	\$7,295
7X. Motor Vehicles Recovered			
(a) Stolen Locally and Recovered Locally	91	13	
(b) Stolen Locally and Recovered by Other Jurisdictions	92	8	
(c) Total Locally Stolen Motor Vehicles Recovered	90	21	
(d) Stolen Out of Town, Recovered Locally	93	19	

ITEM 4.

MONTHLY REPORT OF OFFENSES KNOWN TO THE POLICE SUPPLEMENT TO RETURN A

PROPERTY BY TYPE AND VALUE

Type of Property		Value of Property Stolen and Recovered In Your Jurisdiction	
		Stolen	Recovered
(A) Currency, Notes, etc.	01	\$8,720	
(B) Jewelry and Precious Metals	02		
(C) Clothing and Furs	03		
(D) Locally Stolen Motor Vehicles	04	\$205,000	\$145,530
(E) Office Equipment	05		
(F) Televisions, Radios, Stereos, etc.	06	\$1,796	\$330
(G) Firearms	07	\$250	
(H) Household Goods	08	\$2,663	
(I) Consumable Goods	09		
(J) Livestock	10		
(K) Miscellaneous	11	\$6,997	\$735
TOTAL	00	\$225,426	\$146,595

NOTE: Total of column (2) should agree with grand total (DATA ENTRY77) shown on page 2. In column (3) include all property recovered even though stolen in prior months. The above is an accounting for only that property stolen in your jurisdiction. This will include property recovered for you by other jurisdictions but not property you recover for them.

DESERT HOT SPRINGS PD
65950 PIERSON BLVD.
DESERT HOT SPRINGS, CA 92240
Agency and State
CA0330600
Agency ID
28,492
Population

Month and Year of Report: 05/20

Signature Virginia Alvarez Date 6-7-20
Virginia Alvarez Records Clerk
Report Prepared by Title
Jim Henson
Chief

ITEM 4.

DESERT HOT SPRINGS POLICE DEPARTMENT


PATROL STATISTICS 2020

2020

	JAN.	FEB.	MAR.	APR.	MAY	JUNE	JULY	AUG.	SEPT.	OCT.	NOV.	DEC.	ANNUAL
EVENTS:													
Calls for Service	2134	1837	1914	1906	2085								9876
Officer Initiated	1118	982	1153	1090	1237								5580
TOTAL	3252	2819	3067	2996	3322								15466
EVENT TYPES:													
Traffic Stops	459	292	288	161	287								1487
Bus/Bulding Checks	452	444	670	770	683								3019
Vehicle Checks	128	125	160	175	208								796
Pedestrian Checks	247	252	270	224	268								1261
TOTAL	1286	1113	1388	1330	1446								6563
OFFICER REPORTS:													
Accident	57	46	56	37	43								239
Arrests	123	96	107	77	102								505
Criminal	100	107	132	139	135								613
Non-Criminal	217	142	200	148	164								871
TOTAL	497	391	495	401	444								2228
ARRESTS:													
Drug Arrests	17	13	8	13	7								58
Felony	49	34	44	32	36								195
Misdemeanor	47	34	44	32	23								180
Warrant Arrests	0	2	0	0	0								2
TOTAL	113	83	96	77	66								435
CITATIONS:													
Misdemeanor	27	24	19	19	10								99
Moving	107	55	96	26	102								386
Muni-Codes	11	7	26	26	58								110
DHSMC 131.27/Curfew	0	0	0	0	0								0
RCO 9.12.030a/Truant	0	0	0	0	0								0
TOTAL	145	86	131	71	170								595
Field Interrogations:	50	61	25	3	5								144

**DESERT HOT SPRINGS POLICE DEPARTMENT
2020 CRIME STATISTICS REPORT**

Crimes	January	February	March	April	May	June	July	August	September	October	November	December	Totals
Criminal Homicide													
a. Homicide & Non-negligent	0	0	0	0	1								1
b. Manslaughter	0	0	0	0	0								0
Rape													
a. Rape	0	1	2	1	2								6
b. Attempts to Commit Rape	0	0	0	0	0								0
Robbery													
a. Firearm	1	4	4	1	2								12
b. Knife or Cutting Instrument	0	0	0	0	0								0
c. Other Dangerous Weapon	0	1	0	0	1								2
d. Strong-Arm (Hands,Fists,Feet,etc.)	1	2	1	0	2								6
Assault													
a. Firearm	3	1	1	4	5								14
b. Knife or Cutting Instrument	2	1	0	4	3								10
c. Other Dangerous Weapon	2	1	1	6	11								21
d. Strong-Arm (Hands,Fists,Feet,etc.)	9	7	6	1	7								30
e. Other Assaults - Simple	14	10	13	18	20								75
Burglary													
a. Forcible Entry	7	6	8	9	5								35
b. Unlawful Entry - No Force	4	7	0	1	2								14
c. Attempted Forcible Entry	0	1	1	1	1								4
Larceny - Theft	13	10	18	13	12								66
Motor Vehicle Theft													
a. Autos	13	11	5	13	14								56
b. Trucks and Buses	6	2	9	5	7								29
c. Other Vehicles	1	3	3	2	6								15
2020 Totals	76	68	72	79	101								396
2019 Totals	95	86	110	114	75	81	100	83	65	106	84	83	1082


Chief, Jim Henson