



CITY OF DESERT HOT SPRINGS

REGULAR MEETING OF THE PUBLIC SAFETY COMMISSION

AGENDA

JANUARY 9, 2020

6:00 PM

CITY COUNCIL CHAMBERS

CARL MAY COMMUNITY CENTER

11711 West Drive, Desert Hot Springs, California

CALL TO ORDER

ROLL CALL

PLEDGE OF ALLEGIANCE

APPROVAL OF THE AGENDA

MINUTES

Public Safety Commission Regular Meeting Minutes December 12, 2019

Recommendation: Approve Minutes as Submitted; or Corrected

PUBLIC COMMENTS

At this time, pursuant to State law, any person may comment on an item, which is NOT on the agenda. PLEASE STATE YOUR NAME FOR THE RECORD.

Comments are limited to the first ten (10) speakers at three (3) minutes per speaker. All comments are to be directed to the Public Safety Commission and shall be devoid of any personal attacks. Members of the public are expected to maintain a professional, courteous decorum during public comments.

PRESENTATIONS

- 1. Gang Update (Tentative)**

ADMINISTRATIVE REPORTS:

2. **Public Safety Cadet Liaison Monthly Report**
Public Safety Cadet Liaison, Nicole Sanchez
3. **Animal Control Monthly Report**
Animal Care and Control Supervisor, Stephanie Zamora
4. **Fire Department Monthly Report**
Fire Chief, Ty Davis
5. **Police Department Monthly Report**
Chief of Police, Jim Henson

CHAIRMAN, VICE-CHAIR, AND COMMISSIONER REPORTS

ADJOURN REGULAR MEETING

NOTICES

Title 2

In an effort to comply with the requirements of Title 2 of the Americans With Disabilities Act of 1990, the City of Desert Hot Springs requires that any person in need of any type of special equipment, assistance, or accommodation(s) in order to communicate at a City public meeting, must inform the City Clerk/Agency Secretary a minimum of 72 hours prior to the scheduled meeting to enable the City to make reasonable arrangements.

SB 343

In accordance with California Government Code Section 54957.5, any writing or document that is a public record, relates to an open session agenda item, and is distributed less than 72 hours prior to a regular meeting will be made available for public inspection in the Community Development Department at City Hall during normal business hours at 65950 Pierson Boulevard, Desert Hot Springs, CA 92240.

If, however, the document or writing is not distributed until the regular meeting to which it relates, then the document or writing will be made available to the public at the location of the meeting, as listed on this agenda at 11711 West Drive, Desert Hot Springs, CA 92240.

DECLARATION OF POSTING

I, Kelsey Meuse, certify that the agenda was posted on January 6, 2020, not less than 72 hours prior to the meeting.



CITY OF DESERT HOT SPRINGS

REGULAR MEETING OF THE PUBLIC SAFETY COMMISSION

DRAFT ACTION MINUTES

DECEMBER 12, 2019
6:00 PM

CITY COUNCIL CHAMBERS
CARL MAY COMMUNITY CENTER
11711 West Drive, Desert Hot Springs, California

CALL TO ORDER

Chair Lozano called the meeting to order at 6:00 P.M.

ROLL CALL

Commissioners Present: Eastman, Lozano, Martin, Mayrhofen, Meyer

PLEDGE OF ALLEGIANCE

Commissioner Meyer led the Pledge of Allegiance.

APPROVAL OF THE AGENDA

Action: Meyer moved to approve the December 12, 2019 Regular Meeting Agenda, motion seconded by Martin, motion carried 5/0 by the following vote:

Vote: AYES: 5 - Eastman, Meyer, Lozano, Mayrhofen, Martin
Passed NOES: 0 - (None)

MINUTES

Public Safety Commission Regular Meeting Minutes November 14, 2019
Recommendation: Approve Minutes as Submitted; or Corrected.

Action: Martin moved to approve the November 14, 2019 Regular Meeting Minutes, motion seconded by Eastman, motion carried 4/0 by the following vote:

Vote: AYES: 4 - Eastman, Lozano, Mayrhofen, Martin
Passed NOES: 0 - (None)

PUBLIC COMMENTS

Debbie Ponds expressed concerns and inquired about details concerning the house fire on December 7, 2019 at the 65000 block of Acoma Avenue. Ms. Ponds was a resident of the property.

NEW BUSINESS:

1. Support for The Public Safety Academy

Eric Huber, Co-Coordinator of the Public Safety Program, gave an overview and highlighted the progress of the program such as the Explorer Program is up and running, and cadets are participating in fire courses. Eric Huber also discussed the grant opportunities available and responded to questions.

Christine Becerra, Co-Coordinator, gave an overview of the Every 15 Minutes Program, and the Cyber Patriots Program. Christine Becerra also responded to questions.

ADMINISTRATIVE REPORTS:

2. Public Safety Cadet Liaison Monthly Report

Public Safety Cadet Liaison, Nicole Sanchez

Public Safety Cadet Liaison, Nicole Sanchez, gave the monthly report and responded to questions.

3. Animal Control Monthly Report

Animal Care and Control Supervisor, Stephanie Zamora

Action: Meyer presented a motion to request the Animal Control Monthly Report to only include the first page of stats, summary, and breakdown, motion seconded by Lozano, motion carried 5/0 by the following vote:

<u>Vote:</u>	AYES: 5 - Eastman, Meyer, Lozano, Mayrhofen, Martin
Passed	NOES: 0 - (None)

Stephanie Zamora, Animal Care and Control Supervisor, gave the monthly report and responded to questions.

4. Fire Department Monthly Report

Fire Chief, Ty Davis

Fire Chief Davis, gave the monthly report and responded to questions.

5. Police Department Monthly Report

Chief of Police, Jim Henson

Chief Henson gave the monthly report for the Police Department and Code Enforcement.

CHAIRMAN, VICE-CHAIR, AND COMMISSIONER REPORTS

The Chair, Vice-Chair, and Commissioners gave their monthly reports.

ADJOURN REGULAR MEETING

Chair Lozano adjourned the meeting at 7:19 P.M.

DRAFT

DECEMBER 2019

From December 1, 2019 through December 31, 2019
the Animal Care and Control Center has taken in 90 animals.

Return to Owners 44

Sent to Rescues 18

Foster 7

Sent to Coachella Valley Animal Campus 1

Deceased on arrival 22

Euthanized do to non-treatable medical condition 4

Licenses 78

Admin. Citations 33

Warning Citations 42

Calls for service 259

The SNIP BUS for our City residents, 27 pets were spayed or neutered.



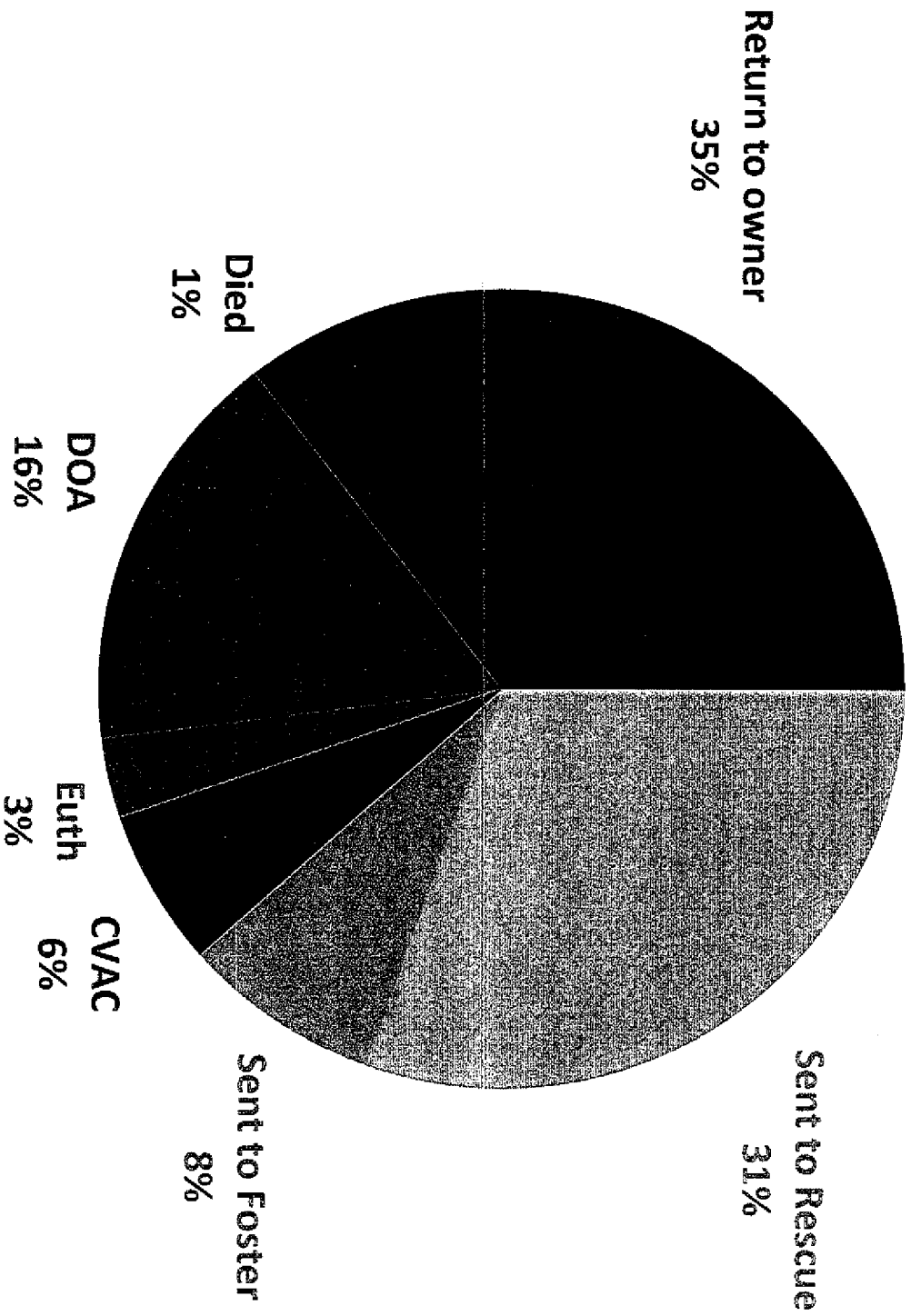
Desert Hot Springs Animal Care and Control

Monthly Shelter
Activity Summary

Year: 2019

	January	February	March	April	May	June	July	August	September	October	November	December	Total
Shelter Stats													
Intakes	77	68	73	95	79	64	81	77	61	108	101	90	974
Return to Owner	34	19	23	24	33	19	25	15	17	49	32	44	334
Sent to Rescue	17	21	15	34	25	22	22	29	31	30	33	18	297
Foster	4	7	9	10	11	5	5	4	3	5	7	7	77
CVAC	6	7	10	3	9	2	6 (2-bite)	9	3 (1-bite)	2 (1-bite)	2	1 (bite only)	55
Taken to Vet	6	21	29	32	27	18	13	19	15	18	33	22	253
DOA	15	7	15	14	11	5	17	9	13	12	19	22	159
Passed Away	0	0	0	6	1	0	0	0	0	0	1	2	10
Euthanized	0	0	3	1	0	4	2	4	4	3	5	4	30
Licenses	88	85	85	79	62	88	68	54	65	71	53	78	876
Admin Cites	42	29	12	16	24	30	12	17	21	56	24	33	316
Warning Cites	44	28	52	22	25	50	37	28	31	31	33	42	423
Calls for Service	246	166	200	188	178	167	204	169	161	222	227	259	2387
SNIP Bus	30	33	29	30	0	71	62	33	31	27	33	27	406

PERCENTAGE OF OVERALL INTAKES



CAL FIRE/Riverside County Fire Department

Emergency Incident Statistics



Shawn C. Newman

Fire Chief

1/6/2020

Report Provided By: Riverside County Fire Department

Communications and Technology Division

GIS Section

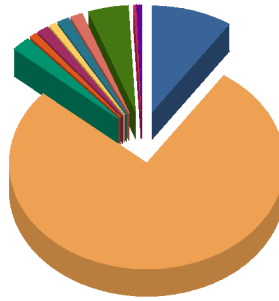
Please refer to Map and Incident by Battalion, Station, Jurisdiction

Incidents Reported for the month of December, 2019 and City of Desert Hot Springs And Both (Code 2, Alpha, Omega, Code 3, Charlie, Delta, Bravo, Echo)

*Incidents are shown based on the primary response area for the incident location. This does not represent total response times for all units only the first unit in.

Response Activity

Incidents Reported for the month of December,2019 and City of Desert Hot Springs And Both (Code 2, Alpha, Omega, Code 3, Charlie, Delta, Bravo, Echo)



False Alarm	37	9.3%
Medical	306	77.1%
Other Fire	9	2.3%
Other Misc	3	0.8%
Public Service Assist	6	1.5%
Res Fire	3	0.8%
Ringin Alarm	5	1.3%
Standby	6	1.5%
Traffic Collision	19	4.8%
Vehicle Fire	1	0.3%
Wildland Fire	2	0.5%
Total:	397	100.0%

False Alarm	37
Medical	306
Other Fire	9
Other Misc	3
Public Service Assist	6
Res Fire	3
Ringin Alarm	5
Standby	6
Traffic Collision	19
Vehicle Fire	1
Wildland Fire	2
Incident Total:	397

Average Enroute to Onscene Time*

Enroute Time = When a unit has been acknowledged as responding. Onscene Time = When a unit has been acknowledge as being on scene. For any other statistic outside Enroute to Onscene please contact the IT Help Desk at 951-940-6900

<5 Minutes	+5 Minutes	+10 Minutes	+20 Minutes	Average	% 0 to 5 min
218	111	16	0	4.6	54.9%

*CODE 3 and CODE 2 incidents are included in the total count of incidents and the average Enroute to Onscene Time.

Incidents by Battalion, Station and Jurisdiction

			False Alarm	Medical	Other Fire	Other Misc	Public Service	Res Fire	Ringin Alarm	Standby	Traffic Collisio	Vehicle Fire	Wildlan d Fire	Total
Battalion 10	Station 36 North Palm Springs	City of Desert Hot Springs	2	8	1	0	0	0	0	0	5	0	0	16
		Station Total	2	8	1	0	0	0	0	0	5	0	0	16
	Station 37 Desert Hot Springs	City of Desert Hot Springs	35	298	8	3	6	3	5	6	14	1	2	381
		Station Total	35	298	8	3	6	3	5	6	14	1	2	381
	Battalion Total			37	306	9	3	6	3	5	6	19	1	2
Grand Total			37	306	9	3	6	3	5	6	19	1	2	397

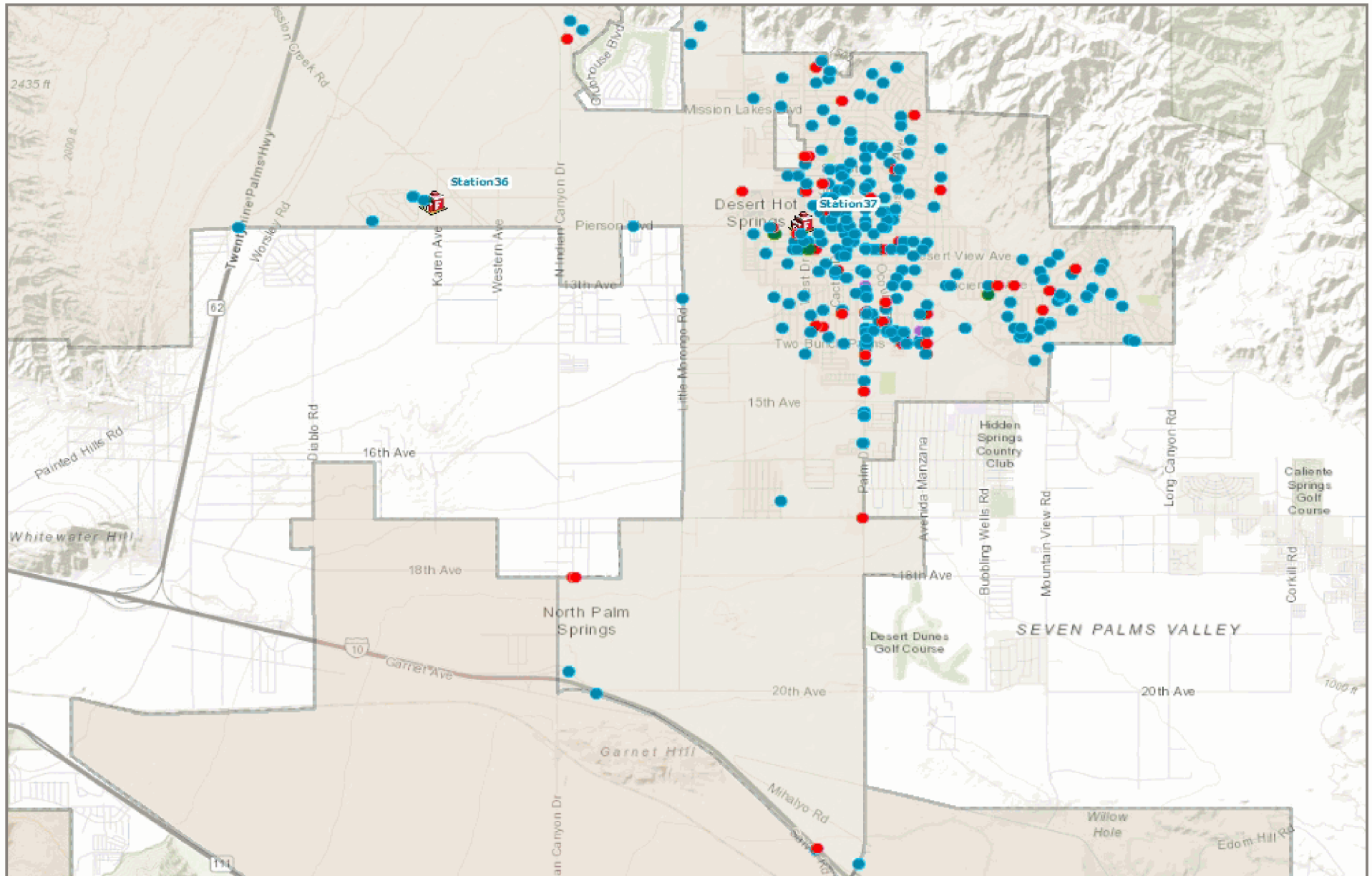
Incidents by Jurisdiction

	False Alarm	Medical	Other Fire	Other Misc	Public Service	Res Fire	Ringin Alarm	Standby	Traffic Collisio	Vehicle Fire	Wildlan d Fire	Total
City of Desert Hot Springs	37	306	9	3	6	3	5	6	19	1	2	397
Grand Total	37	306	9	3	6	3	5	6	19	1	2	397

Incidents by Supervisorial District - Summary

	DISTRICT 4 V. MANUEL PEREZ	Grand Total
False Alarm	37	37
Medical	306	306
Other Fire	9	9
Other Misc	3	3
Public Service Assist	6	6
Res Fire	3	3
Ringing Alarm	5	5
Standby	6	6
Traffic Collision	19	19
Vehicle Fire	1	1
Wildland Fire	2	2
Total	397	397

MONTH = 12 and YEAR = 2019 and CITYNAME = 'Desert Hot Springs'



Legend

- | | | | |
|---|--|---|--|
| ● Fire | ● Medical | Riverside County |  Fire Station |
| ● Hazard | ● Other Misc | Reservations |  Casinos |
| ● Haz Mat | ● PSA | | |



Riverside County Fire GIS

ITEM 4.

Updated 1/6/2020 2:5

*Incidents are shown based on the primary response area for the incident location. This does not represent total response times for all units only the first unit in.



City of Desert Hot Springs Fire Services



Year: 2019													Total
	January	February	March	April	May	June	July	August	September	October	November	December	
Response Activity													
False Alarm						32	36	22	30	42	39	37	238
Haz Mat						0	0	0	1	1	1	0	3
Medical						294	394	341	290	293	318	306	2236
Other Fire						7	12	8	6	5	8	9	55
Other Misc						2	1	3	3	3	0	3	15
Public Assist						14	12	13	18	17	7	6	87
Res Fire						0	2	0	1	0	1	3	7
Ringin Alarm						1	3	5	1	2	2	5	19
Standby						2	9	2	6	7	7	6	39
Traffic Collision						14	9	18	22	22	25	19	129
Vehicle Fire						2	1	4	1	3	3	1	15
Wildland Fire						1	9	2	2	1	3	2	20
						369	418	419	381	396	414	397	2794

MONTHLY REPORT OF OFFENSES KNOWN TO THE POLICE:

1-720 **PACKET PAGE 17**

OMB No. 1110-0001

Expires 07-31-16

RETURN A

This report is authorized by law Title 28, Section 534, U.S. Code. Your cooperation in completing this form will assist the FBI, in compiling timely, comprehensive, and accurate data. Please submit this form monthly, by the seventh day after the close of the month, and any questions to the FBI, Criminal Justice Information Services Division, Attention: Uniform Crime Reports/Module E-3, 1000 Custer Hollow Road, Clarksburg, West Virginia, 26306; telephone 304-625-4830, facsimile 304-625-3566. Under the Paperwork Reduction Act, you are not required to complete this form unless it contains a valid OMB control number. The form takes approximately 10 minutes to complete. Instructions for preparing the form appear on the reverse side.

1	2	3	4	5	6
Classification of Offenses	Offenses Reported or Known to Police	Unfounded, i.e., False or Baseless Complaints	Number of Actual	Total Offenses Cleared by Arrest or Exceptional Means	Number of Clearances Involving Only Persons Under 18 Years of Age
1. CRIMINAL HOMICIDE					
a. Murder and Non-negligent Homicide 11					
b. Manslaughter by Negligence 12					
2. RAPE TOTAL 20	1		1		
a. Rape 21	1		1		
b. Attempt to Commit Rape 22					
Historical Rape (See instruction #15 below)					
3. ROBBERY TOTAL 30	2		2		
a. Firearm 31	1		1		
b. Knife or Cutting Instrument 32					
c. Other Dangerous Weapon 33					
d. Strong-Arm (Hands, Fists, Feet, etc.) 34	1		1		
4. ASSAULT TOTAL 40	24		24	10	
a. Firearm 41	3		3		
b. Knife or Cutting Instrument 42	1		1	1	
c. Other Dangerous Weapon 43	7		7	1	
d. Strong-Arm (Hands, Fists, Feet, etc.) 44	6		6	4	
e. Other Assaults - Simple 45	7		7	4	
5. BURGLARY TOTAL 50	22		22	1	
a. Forcible Entry 51	14		14	1	
b. Unlawful Entry - No Force 52	8		8		
c. Attempted Forcible Entry 53					
6. LARCENY - THEFT TOTAL 60	19		19	1	
7. MOTOR VEHICLE THEFT TOTAL 70	15		15	1	
a. Autos 71	11		11		
b. Trucks and Buses 72	4		4	1	
c. Other Vehicles 73					
GRAND TOTAL 77	83		83	13	

Checking any of the appropriate blocks below will eliminate your need to submit reports when the values are zero.

This will also aid the national program in its quality control efforts.

☒ No Supplementary Homicide Report Submitted.

☐ No Persons Under 18 Arrested.

☐ No Supplement to Return A Submitted.

☐ No Persons 18 or Over Arrested.

☒ No Law Enforcement Officers Killed or Assaulted.

☒ No Arson Offenses Occurred.

☐ No Violent Crimes Against Seniors.

☐ No Domestic Violence-Related Calls.

☒ No Hate Crimes.

☒ No Anti-Reproduction Rights Crimes.

DESERT HOT SPRINGS PD
65950 PIERSON BLVD.
DESERT HOT SPRINGS, CA 92240

Agency and State

CA0330600

Agency ID

26,200

Population

Month and Year of Report: **12/19**

Virginia Alvarez 01-06-20
 Signature Date
Virginia Alvarez Records Clerk
 Report Prepared by Title
Jim Henson
 Chief

APDC (Rev. 04/28/15) Print L **ITEM 5.**

PROPERTY STOLEN BY CLASSIFICATION

CLASSIFICATION	ACTUAL OFFENSES (Column 4, Return A)		VALUE OF PROPERTY STOLEN
1. Murder/Nonnegligent Manslaughter	12		
2. Rape (Total)	20	1	
3. Robbery			
(a) Highway (Streets, Alleys, etc.)	31		
(b) Commercial House (Except c, d, f)	32		
(c) Gas or Service Station	33		
(d) Convenience Store	34		
(e) Residence (Anywhere on the Premises)	35		
(f) Bank	36		
(g) Miscellaneous	37	2	\$1,120
TOTAL ROBBERY	30	2	\$1,120
4. Assault (Not Applicable)			
5. Burglary - Breaking or Entering			
(a) Residence (Dwelling)			
(1) Night (6 P.M. - 6 A.M.)	51	6	\$2,475
(2) Day (6 A.M. - 6 P.M.)	52	5	\$5,343
(3) Unknown	53	6	\$8,680
(b) Non-Residence (Store, Office, etc.)			
(1) Night (6 P.M. - 6 A.M.)	54	3	\$23,500
(2) Day (6 A.M. - 6 P.M.)	55	1	\$20,000
(3) Unknown	56	1	\$320
TOTAL BURGLARY	50	22	\$60,318
6. Larceny - Theft (Except Motor Vehicle Theft)			
(a) Over \$400	64	8	\$18,896
(b) \$200 to \$400	61	3	\$816
(c) \$50 to \$199	62	3	\$270
(d) Under \$50	63	5	\$81
TOTAL LARCENY (Same as Item 6X)	60	19	\$20,063
7. Motor Vehicle Theft (Include Alleged Joy Ride)	70	15	\$131,560
GRAND TOTAL - All Items	77		\$213,061
Additional Analysis of Larceny and Motor Vehicle Theft (6X and 7X)			
6X. Nature of Larcenies Under Item 6			
(a) Pocket-Picking	81		
(b) Purse-Snatching	82		
(c) Shoplifting	83	1	\$20
(d) From Motor Vehicles (Except e)	84	12	\$16,352
(e) Motor Vehicle Parts and Accessories	85	2	\$70
(f) Bicycles	86		
(g) From Buildings (Except c and h)	87	2	\$2,850
(h) From Any Coin-Operated Machine (Parking Meters, etc.)	88		
(i) All Other	89	2	\$771
TOTAL LARCENIES (Same as Item 6)	80	19	\$20,063
7X. Motor Vehicles Recovered			
(a) Stolen Locally and Recovered Locally	91	4	
(b) Stolen Locally and Recovered by Other Jurisdictions	92	4	
(c) Total Locally Stolen Motor Vehicles Recovered	90	8	
(d) Stolen Out of Town, Recovered Locally	93	6	

**MONTHLY REPORT OF OFFENSES KNOWN TO THE POLICE:
SUPPLEMENT TO RETURN A**

PROPERTY BY TYPE AND VALUE

Type of Property		Value of Property Stolen and Recovered In Your Jurisdiction	
		Stolen	Recovered
(A) Currency, Notes, etc.	01	\$1,571	
(B) Jewelry and Precious Metals	02	\$17,245	
(C) Clothing and Furs	03	\$11,708	
(D) Locally Stolen Motor Vehicles	04	\$129,730	\$63,500
(E) Office Equipment	05	\$6,715	
(F) Televisions, Radios, Stereos, etc.	06	\$7,860	
(G) Firearms	07		
(H) Household Goods	08	\$4,345	\$170
(I) Consumable Goods	09	\$150	
(J) Livestock	10		
(K) Miscellaneous	11	\$33,737	\$800
TOTAL	00	\$213,061	\$64,470

NOTE: Total of column (2) should agree with grand total (DATA ENTRY 77) shown on page 2. In column (3) include all property recovered even though stolen in prior months. The above is an accounting for only that property stolen in your jurisdiction. This will include property recovered for you by other jurisdictions but not property you recover for them.

DESERT HOT SPRINGS PD
65950 PIERSON BLVD.
DESERT HOT SPRINGS, CA 92240
 Agency and State

CA0330600
 Agency ID
26,200
 Population

Month and Year of Report: **12/19**

Virginia Alvarez 01-06-20
 Signature Date
Virginia Alvarez Records Clerk
 Report Prepared by Title
Jim Henson
 Chief

DESERT HOT SPRINGS POLICE DEPARTMENT

PATROL STATISTICS 2019

2019

2019

	JAN.	FEB.	MAR.	APR.	MAY	JUNE	JULY	AUG.	SEPT.	OCT.	NOV.	DEC.	ANNUAL
EVENTS:													
Calls for Service	1649	1491	1512	1702	2127	2089	2230	2104	1942	2214	2225	2012	23297
Officer Initiated	709	633	514	530	791	857	1042	964	1036	1076	1219	954	10325
TOTAL	2358	2124	2026	2232	2918	2946	3274	3068	2978	3290	3444	2966	33622
EVENT TYPES:													
Traffic Stops	178	186	114	189	352	393	323	330	343	282	559	443	3692
Bus/Bulding Checks	306	266	205	183	254	278	486	441	477	480	460	355	4191
Vehicle Checks	82	69	84	70	127	135	186	161	163	234	154	115	1580
Pedestrian Checks	232	233	224	239	265	241	271	277	234	287	226	201	2930
TOTAL	798	754	627	681	998	1047	1266	1209	1217	1283	1399	1114	12393
OFFICER REPORTS:													
Accident	54	43	67	62	61	48	44	48	59	61	62	72	729
Arrests	80	76	81	90	85	105	111	97	95	93	102	70	1085
Criminal	143	107	131	105	131	114	117	110	112	138	130	155	1493
Non-Criminal	140	146	167	146	136	118	158	143	136	136	166	142	1734
TOTAL	417	372	446	403	413	385	430	398	402	428	460	439	5041
ARRESTS:													
Drug Arrests	4	3	7	3	9	5	7	5	7	10	9	10	79
Felony	28	28	35	41	34	35	33	37	32	38	39	32	412
Misdemeanor	22	23	15	26	27	43	46	31	28	28	38	37	364
Warrant Arrests	1	0	2	0	1	1	1	0	0	0	1	1	8
TOTAL	55	54	59	70	71	84	87	73	67	76	87	80	863
CITATIONS:													
Misdemeanor	4	5	8	9	17	15	31	20	13	20	19	26	187
Moving	81	79	15	40	118	119	86	113	99	63	172	127	1112
Muni-Codes	4	5	5	0	23	25	32	69	16	103	188	13	483
DHSMC 131.27/Curfew	0	0	0	0	0	0	0	0	0	0	0	0	0
RCO 9.12.030a/Truant	0	0	0	0	0	0	0	6	0	0	0	2	8
TOTAL	89	89	28	49	158	159	149	202	128	186	379	168	1790
Field Interrogations:	5	29	8	83	104	119	190	77	71	83	67	25	861

DESERT HOT SPRINGS POLICE DEPARTMENT
2019 CRIME STATISTICS REPORT

Crimes	January 2019	February 2019	March 2019	April 2019	May 2019	June 2019	July 2019	August 2019	September 2019	October 2019	November 2019	December 2019	Totals 2019
Criminal Homicide													
a. Homicide & Non-negligent	1	0	0	0	1	0	0	0	1	0	3	0	6
b. Manslaughter	0	0	0	1	0	0	0	0	0	0	0	0	1
Rape													
a. Rape	0	0	4	0	0	0	0	1	2	1	2	1	11
b. Attempts to Commit Rape	0	0	1	0	0	0	0	0	1	0	0	0	2
Robbery													
a. Firearm	0	1	1	1	2	4	2	1	0	5	3	1	21
b. Knife or Cutting Instrument	0	0	0	0	1	0	1	1	0	1	0	0	4
c. Other Dangerous Weapon	0	0	0	0	2	0	0	0	0	0	0	0	2
d. Strong-Arm (Hands,Fists,Feet,etc.)	0	4	3	2	4	0	4	7	2	3	2	1	32
Assault													
a. Firearm	1	1	9	7	1	1	4	2	2	4	2	3	37
b. Knife or Cutting Instrument	0	2	1	0	2	0	2	2	3	3	1	1	17
c. Other Dangerous Weapon	5	2	7	7	5	5	2	5	0	5	2	7	52
d. Strong-Arm (Hands,Fists,Feet,etc.)	3	4	8	10	2	6	3	5	2	13	10	6	72
e. Other Assaults - Simple	17	14	9	14	14	16	18	8	11	10	7	7	145
Burglary													
a. Forcible Entry	20	18	25	18	15	15	15	13	9	16	12	14	190
b. Unlawful Entry - No Force	8	8	14	12	4	7	8	8	5	12	8	8	102
c. Attempted Forcible Entry	0	0	1	2	2	2	1	0	0	1	0	0	9
Larceny - Theft	19	22	21	23	13	15	30	14	8	15	17	19	216
Motor Vehicle Theft													
a. Autos	16	8	3	9	5	8	7	9	9	6	9	11	100
b. Trucks and Buses	4	1	3	1	0	1	2	6	8	5	3	4	38
c. Other Vehicles	1	1	0	7	2	1	1	1	2	6	3	0	25
2019 Totals	95	86	110	114	75	81	100	83	65	106	84	83	1082
2018 Totals	88	61	123	140	112	105	123	76	88	103	78	97	1208


 Chief, Jim Henson

