



CITY OF DESERT HOT SPRINGS
REGULAR MEETING OF THE PUBLIC SAFETY COMMISSION

DRAFT AGENDA

OCTOBER 10, 2019

6:00 PM

CITY COUNCIL CHAMBERS
CARL MAY COMMUNITY CENTER
11711 West Drive, Desert Hot Springs, California

CALL TO ORDER

ROLL CALL

PLEDGE OF ALLEGIANCE

APPROVAL OF THE AGENDA

MINUTES

Public Safety Commission Regular Meeting Minutes September 12, 2019

Recommendation: Approve Minutes as Submitted; or Corrected

PUBLIC COMMENTS

At this time, pursuant to State law, any person may comment on an item, which is NOT on the agenda. PLEASE STATE YOUR NAME FOR THE RECORD.

Comments are limited to the first ten (10) speakers at three (3) minutes per speaker. All comments are to be directed to the Public Safety Commission and shall be devoid of any personal attacks. Members of the public are expected to maintain a professional, courteous decorum during public comments.

ADMINISTRATIVE REPORTS:

- 1. Public Safety Cadet Liaison Monthly Report**
Public Safety Cadet Liaison
- 2. Animal Control Monthly Report**
Animal Care and Control Supervisor, Stephanie Zamora

3. **Fire Department Monthly Report**
Fire Chief, Ty Davis
4. **Police Department Monthly Report**
Acting Chief of Police, Jim Henson

CHAIRMAN, VICE-CHAIR, AND COMMISSIONER REPORTS

ADJOURN REGULAR MEETING

NOTICES

Title 2

In an effort to comply with the requirements of Title 2 of the Americans With Disabilities Act of 1990, the City of Desert Hot Springs requires that any person in need of any type of special equipment, assistance, or accommodation(s) in order to communicate at a City public meeting, must inform the City Clerk/Agency Secretary a minimum of 72 hours prior to the scheduled meeting to enable the City to make reasonable arrangements.

SB 343

In accordance with California Government Code Section 54957.5, any writing or document that is a public record, relates to an open session agenda item, and is distributed less than 72 hours prior to a regular meeting will be made available for public inspection in the Community Development Department at City Hall during normal business hours at 65950 Pierson Boulevard, Desert Hot Springs, CA 92240.

If, however, the document or writing is not distributed until the regular meeting to which it relates, then the document or writing will be made available to the public at the location of the meeting, as listed on this agenda at 11711 West Drive, Desert Hot Springs, CA 92240.

DECLARATION OF POSTING

I, Klarrisa Vera, Administrative Assistant to the Chief of Police, certify that the agenda was posted on October 7, 2019, not less than 72 hours prior to the meeting.



CITY OF DESERT HOT SPRINGS
REGULAR MEETING OF THE PUBLIC SAFETY COMMISSION

DRAFT ACTION MINUTES

SEPTEMBER 12, 2019
6:00 PM

CITY COUNCIL CHAMBERS
CARL MAY COMMUNITY CENTER
11711 West Drive, Desert Hot Springs, California

CALL TO ORDER

Vice-Chair Mayrhofer called the meeting to order at 6:00 P.M.

ROLL CALL

Commissioners Present: Eastman, Martin, Mayrhofer, Meyer

Commissioner Absent: Lozano

PLEDGE OF ALLEGIANCE

Commissioner Meyer led the Pledge of Allegiance.

APPROVAL OF THE AGENDA

Action: Meyer moved to approve the September 12, 2019 Regular Meeting Agenda, motion seconded by Eastman, motion carried 4/0 by the following vote:

<u>Vote</u> :	AYES: 4 - Eastman, Meyer, Mayrhofer, Martin
Passed	NOES: 0 - (None)

MINUTES

Public Safety Commission Regular Meeting Minutes July 11, 2019

Recommendation: Approve Minutes as Submitted; or Corrected

Action: Meyer moved to approve the July 11, 2019 Regular Meeting Minutes, motion seconded by Martin, motion carried 4/0 by the following vote:

Vote:
Passed

AYES: 4 - Eastman, Meyer, Mayrhofen, Martin
NOES: 0 - (None)

PUBLIC COMMENTS

Kathy Kusmitch spoke about a traffic hazard on Cholla and Pierson. Cliff Lavey spoke about the City needing more Code Enforcement Officers.

PRESENTATIONS

1. **Code Compliance Mid-Year Report 2019**
Christina Archuleta, Compliance Manager

Compliance Manager, Christina Archuleta, gave the Code Compliance Mid-Year 2019 report.

OLD BUSINESS:

2. **ROLES AND MISSION OF PUBLIC SAFETY COMMISSION**
Jennifer Mizrahi, City Attorney

City Attorney, Jennifer Mizrahi, advised the Commissioners of their role and of the Brown Act.

ADMINISTRATIVE REPORTS:

3. **Public Safety Cadet Liaison Monthly Report**
Public Safety Cadet Liaison

Public Safety Cadet Liaison was not present. No report was given.

4. **Animal Control Monthly Report**
Animal Care and Control Supervisor, Stephanie Zamora

Animal Care and Control Supervisor, Stephanie Zamora, gave the monthly report and responded to questions.

5. **Fire Department Monthly Report**
Fire Chief, Ty Davis

Chief Davis gave the monthly report and responded to questions.

6. **Police Department Monthly Report**
Acting Chief of Police, Jim Henson

Chief Henson gave the monthly report and responded to questions.

CHAIRMAN, VICE-CHAIR, AND COMMISSIONER REPORTS

Vice-Chair and Commissioners gave their reports.

ADJOURN REGULAR MEETING

Vice-Chair Mayrhofer adjourned the meeting at 7:20 P.M.

DRAFT

SEPTEMBER 2019

From September 1, 2019 through September 30, 2019
the Animal Care and Control Center has taken in 61 animals.

Return to Owners 17

Sent to Rescues 31

Foster 3

Sent to Coachella Valley Animal Campus 3

Deceased on arrival 13

Euthanized do to non-treatable medical condition 4

Licenses 65

Admin. Citations 21

Warning Citations 31

Calls for service 161

The friends of Palm Springs Animal Shelter sponsored the SNIP BUS for our City residents, 31 pets were spayed or neutered



Desert Hot Springs Animal Care and Control

Monthly Shelter
Activity Summary

Year: 2019

	January	February	March	April	May	June	July	August	September	October	November	December	Total
Shelter Stats													
Intakes	77	68	73	95	79	64	81	77	61				675
Return to Owner	34	19	23	24	33	18	25	15	17				208
Sent to Rescue	17	21	15	32	25	18	22	29	31				210
Foster	2	7	9	10	11	5	5	4	3				56
CVAC	6	7	10	3	9	2	6 (2-bite)	9	3 (1-bite)				46
Taken to Vet	6	21	29	32	27	18	13	19	15				180
DOA	15	7	15	14	11	5	17	9	13				106
Euthanized	0	0	3	1	0	4	2	4	4				18
Licenses	88	85	85	79	62	88	68	54	65				674
Admin Cites	42	29	12	16	24	30	12	17	21				203
Warning Cites	44	28	52	22	25	50	37	28	31				317
Calls for Service	246	166	200	188	178	167	204	169	161				1679
SNIP Bus	30	33	29	30	0	71	62	33	31				319

Intake Detail Report

Int Date Monday, September 30, 2019

Animal#	Animal Name	Species	Breed	Age	Gender	Color	PreAltered	IntakeDate	Intake Type	PetID
ARN	Tag type	Size	Location / Sublocation	Altered	Danger	Danger Reason	S/N	By	Subtype	DOA
Owner/Guardian Surrender										
Seized / Custody										
Stray										

Intake StartDate	9/1/2019 12:00 AM	Jurisdiction	All
Intake EndDate	9/30/2019 11:59 PM	Injury Cause	All
Intake Type	All	PreAltered	All
Intake SubType	All	Site Name	All
Species	All	Age Group	All
DOA	All	Animal Tag Type	All
Intake Status	Completed		

Total Intakes: 5 Total Unique Animals: 5
 Total Intakes: 4 Total Unique Animals: 4
 Total Intakes: 52 Total Unique Animals: 52

Total Count: 61

Packet Page 8
 Date: Monday, September 30, 2019
 Outcome Start Date: 9/1/2019 12:00 AM
 Outcome End Date: 9/30/2019 11:59 PM
 Species: All
 Age Group: All
 Site: All
 Outcome Type: Outcome Sub Type
 Outcome Sub Type: Jurisdiction
 Jurisdiction: Transfer Out Reason
 Transfer Out Reason: Outcome Status
 Outcome Status: Completed
 Return to Owner/Guardian: All

ITEM 2.

Animal#	Name	Species	Primary Breed	Age	Sex	Alter	Outcome Type	Outcome Sub Type	Outcome By	Recorded By
ARN#	Secondary Breed		Danger		Danger Reason		Jurisdiction	Transfer/Out Reason	Outcome Date/Time	
Return to Owner/Guardian							Total Outcomes: 17	Total Unique Animals: 16		
Total Count:							17			

Outcome Summary Report

it Date Monday, September 30, 2019
 Outcome StartDate 9/1/2019 12:00 AM
 Outcome EndDate 9/30/2019 11:59 PM
 Species All
 Age Group All
 Site All

Outcome Type
 Outcome SubType
 Jurisdiction
 TransferOut Reason
 Outcome Status
 Transfer Out
 Rescue
 All
 All
 Completed

Animal#	Name	Species	Primary Breed	Age	Sex	Alter	Outcome Type	Outcome SubType	Outcome By	Recorded By
ARN#	Secondary Breed	Danger	Danger Reason	Jurisdiction	TransferOut Reason	Outcome Date/Time				
Rescue							Total Outcomes: 31	Total Unique Animals: 31		
Total Count:										31

Outcome Summary Report

if Date Monday, September 30, 2019

Outcome StartDate	9/1/2019 12:00 AM	Outcome Type	Transfer Out
Outcome EndDate	9/30/2019 11:59 PM	Outcome SubType	Coachella Valley Animal Campus
Species	All	Jurisdiction	All
Age Group	All	TransferOut Reason	All
Site	All	Outcome Status	Completed

Animal#	Name	Species	Primary Breed	Age	Sex	Alter	Outcome Type	Outcome SubType	Outcome By	Recorded By
ARN#	Secondary Breed	Danger	Danger Reason	Jurisdiction	TransferOut Reason	Outcome Date/Time				
Coachella Valley Animal Campus							Total Outcomes: 3	Total Unique Animals: 3		
A42606470	Jack	Dog	Terrier, American Pit Bull	3yrs	M	No	Transfer Out	Coachella Valley Animal Campus	Priest Ashley	apriest
	Mix	No					Desert Hot Springs	Potential Adopter	09/21/2019 09:28 AM	
A4262981	Waylon	Dog	Terrier, American Pit Bull	1yrs	M	No	Transfer Out	Coachella Valley Animal Campus	Priest Ashley	apriest
	Mix	No					Desert Hot Springs	Potential Adopter	09/21/2019 09:25 AM	
A42866296	Jack	Dog	Retriever, Labrador		M	No	Transfer Out	Coachella Valley Animal Campus	Palmer Kathryn	kat
	Mix	No					Desert Hot Springs	Bite Quarantine	09/30/2019 04:37 PM	
Total Count:							3			

Outcome Summary Report

if Date Monday, September 30, 2019

Outcome StartDate	9/1/2019 12:00 AM	Outcome Type	DOA
Outcome EndDate	9/30/2019 11:59 PM	Outcome SubType	All
Species	All	Jurisdiction	All
Age Group	All	TransferOut Reason	All
Site	All	Outcome Status	Completed

Animal#	Name	Species	Primary Breed	Age	Sex	Alter	Outcome Type	Outcome SubType	Outcome By	Recorded By
ARN#	Secondary Breed		Danger	Danger Reason			Jurisdiction	TransferOut Reason	Outcome Date/Time	
Total Outcomes: 13							Total Unique Animals: 13			
Total Count:							13			

Outcome Summary Report

Print Date Monday, September 30, 2019

Outcome StartDate	9/1/2019 12:00 AM	Outcome Type	Euthanasia
Outcome EndDate	9/30/2019 11:59 PM	Outcome SubType	All
Species	All	Jurisdiction	All
Age Group	All	TransferOut Reason	All
Site	All	Outcome Status	Completed

Animal#	Name	Species	Primary Breed	Age	Sex	Alter	Outcome Type	Outcome SubType	Outcome By	Recorded By
ARN#	Secondary Breed		Danger	Danger Reason			Jurisdiction	TransferOut Reason	Outcome Date/Time	
Medical - Severe							Total Outcomes: 3	Total Unique Animals: 3		
Medical Emergency							Total Outcomes: 1	Total Unique Animals: 1		
Total Count:							4			

icense Detail

Print Date Monday, September 30, 2019

License Issuer	All	Based On	Issued Date
License Type	All	Based On Status	N/A
Species	All	Based On From	9/1/2019 12:00:00 AM
License Reseller	All	Based On To	9/30/2019 11:59:00 PM
Zip Code			
License Length			
Site	All		

License Number	License Status	Status Date/Time	License Type	License Issuer	License Price	Late Fee
License Site	Expire Date	Renewal Yes/No	Lifetime	Rabies Vaccination	Vaccination Date	Revaccination Date
Animal Number	ARN	Animal Name	DOB	Species	Primary / Secondary	Breed
Cancelled (Moved)		Total Licenses: 1	Unique Animals: 1		Total Price:	
Current		Total Licenses: 64	Unique Animals: 64		Total Price: \$1,392.00	
		Total Licenses: 65	Unique Animals: 65		Total Price: \$1,392.00	

Crime Analysis Results

PACKET PAGE 14

DateRange: 09/01/2019 To 09/30/2019

TimeRange: (None)

SearchCriteria: Event Types : A/C | Animal Call,

Addresses: (None)

Offense / MO	Case # / Event #	Datetime Occurred	Address
A/C	1909D-0035	09/01/2019 05:55	66900 Ironwood Dr 904
A/C	1909D-0094	09/01/2019 14:30	Dhs Casa Blanca Restaurant, 66370 Pierson Bl
A/C	1909D-0289	09/02/2019 08:11	66595 5th St
A/C	1909D-0308	09/02/2019 11:09	66556 Cahuilla Av
A/C	1909D-0340	09/02/2019 14:39	62835 Kitetail Dr
A/C	1909D-0546	09/03/2019 16:39	DHS Animal Control, 65810 Hacienda Av
A/C	1909D-0695	09/04/2019 08:51	Cc Carter Animal Hospital, 36701 Date Palm Dr
A/C	1909D-0749	09/04/2019 13:11	66447 3rd St
A/C	1909D-0783	09/04/2019 15:25	DHS Sky Haven MHP, 14777 Palm Dr 30
A/C	1909D-0792	09/04/2019 15:53	DHS City Yards, 65810 Hacienda Av
A/C	1909D-0898	09/05/2019 06:25	Pierson Bl EO Hwy 62
A/C	1909D-0900	09/05/2019 06:53	66174 1st St C
A/C	1909D-0922	09/05/2019 08:40	66042 1st St
A/C	1909D-0958	09/05/2019 11:45	12775 Catalpa Av
A/C	1909D-0962	09/05/2019 12:00	66635 3rd St A
A/C	1909D-0968	09/05/2019 12:15	66445 5th St A
A/C	1909D-1202	09/06/2019 12:00	66072 San Juan Rd
A/C	1909D-1215	09/06/2019 13:39	DHS Starbucks, 14207 Palm Dr 104
A/C	1909D-1256	09/06/2019 16:27	66447 3rd St
A/C	1909D-1459	09/07/2019 10:24	DHS Animal Control, 65810 Hacienda Av
A/C	1909D-1521	09/07/2019 16:05	66405 2nd St
A/C	1909D-1538	09/07/2019 17:59	66929 San Ardo Ave
A/C	1909D-1674	09/08/2019 11:02	Dhs Palm Drive Estates Mhp , 15685 Palm Dr 45
A/C	1909D-1682	09/08/2019 12:12	Luis Dr AND Two Bunch Palms Tr
A/C	1909D-1726	09/08/2019 15:45	13495 Inaja St
A/C	1909D-1883	09/09/2019 10:21	Dhs Palm Drive Estates Mhp , 15685 Palm Dr 45
A/C	1909D-1889	09/09/2019 10:36	DHS City Yards, 65810 Hacienda Av
A/C	1909D-1909	09/09/2019 12:05	12020 Redbud Rd
A/C	1909D-1913	09/09/2019 12:33	8177 Annandale Av
A/C	1909D-1917	09/09/2019 13:03	65950 Estrella Av
A/C	1909D-1942	09/09/2019 14:56	Cathedral City, 68700 Avenida Lalo Guerrero O
A/C	1909D-1950	09/09/2019 15:28	Indian Canyon Dr AND 20th Av
A/C	1909D-2104	09/10/2019 08:25	66281 Flora Av
A/C	1909D-2111	09/10/2019 08:45	13405 Ramona Dr
A/C	1909D-2125	09/10/2019 09:28	2nd St AND Palm Dr
A/C	1909D-2146	09/10/2019 10:27	66734 4th St
A/C	1909D-2169	09/10/2019 12:39	West Dr AND Cactus Dr
A/C	1909D-2205	09/10/2019 15:01	66348 Cahuilla Av B
A/C	1909D-2237	09/10/2019 17:43	1st St AND West Dr
A/C	1909D-2245	09/10/2019 18:36	10705 Ambrosio Dr
A/C	1909D-2354	09/11/2019 07:39	68072 Calle Cerrito
A/C	1909D-2455	09/11/2019 14:35	66370 3rd St

ITEM 2.

Offense / MO	Case # / Event #	Datetime Occurred	Address
A/C	1909D-2458	09/11/2019 14:46	65950 Estrella Av
A/C	1909D-2615	09/12/2019 07:52	DHS K Mart, 14011 Palm Dr
A/C	1909D-2666	09/12/2019 11:30	65828 7th St
A/C	1909D-2667	09/12/2019 11:42	66287 Ave Cadena
A/C	1909D-2841	09/13/2019 06:11	15225 Palm Dr 24
A/C	1909D-2844	09/13/2019 06:58	Dhs Desert Horizon Apartments, 66789 Two Bunch Palms
A/C	1909D-2862	09/13/2019 08:47	Cathedral City, 68700 Avenida Lalo Guerrero O
A/C	1909D-2882	09/13/2019 10:39	65117 N Cliff Cr
A/C	1909D-2903	09/13/2019 12:46	Pierson Bl AND Mesquite Av
A/C	1909D-2916	09/13/2019 13:57	DHS Builders Supply, 66550 Pierson Bl
A/C	1909D-3101	09/14/2019 04:39	66077 7th St
A/C	1909D-3176	09/14/2019 14:31	68147 Via Domingo
A/C	1909D-3356	09/15/2019 11:36	66339 Cahuilla Av 2
A/C	1909D-3490	09/16/2019 07:24	DHS Sky Haven MHP, 14777 Palm Dr
A/C	1909D-3494	09/16/2019 07:37	4th St AND Cholla Dr
A/C	1909D-3553	09/16/2019 11:39	Palm Dr AND Claire Av
A/C	1909D-3557	09/16/2019 12:00	17480 Ben Mar
A/C	1909D-3587	09/16/2019 14:25	12891 Catalpa Av
A/C	1909D-3625	09/16/2019 16:43	12765 Avenida Alta Loma
A/C	1909D-3629	09/16/2019 17:16	66425 1st St A
A/C	1909D-3634	09/16/2019 17:41	DHS Animal Control, 65810 Hacienda Av
A/C	1909D-3716	09/17/2019 07:07	La Mesa Dr BTWN Ironwood Dr
A/C	1909D-3820	09/17/2019 15:48	13128 La Mesa Dr
A/C	1909D-3956	09/18/2019 08:09	Mountain View Rd AND Via Domingo
A/C	1909D-3958	09/18/2019 08:22	El Cajon Dr AND Two Bunch Palms Tr
A/C	1909D-3978	09/18/2019 09:53	13987 El Cajon Dr
A/C	1909D-3981	09/18/2019 09:59	El Rio Ln AND Hacienda Av
A/C	1909D-3990	09/18/2019 10:41	Mountain View Rd AND Hacienda Av
A/C	1909D-3995	09/18/2019 11:01	Palm Dr SO Dillon Rd
A/C	1909D-4000	09/18/2019 11:14	66349 2nd St
A/C	1909D-4011	09/18/2019 12:01	12645 Parma Dr
A/C	1909D-4017	09/18/2019 12:27	10125 Mesquite Av
A/C	1909D-4024	09/18/2019 12:38	9350 Calle Del Diablo
A/C	1909D-4032	09/18/2019 13:01	11550 Cholla Dr 36
A/C	1909D-4085	09/18/2019 16:54	66261 Buena Vista Av
A/C	1909D-4184	09/19/2019 05:50	Dhs Arroyo De Paz 1 Apts, 66765 Two Bunch Palms Tr 1
A/C	1909D-4325	09/19/2019 16:01	Flora Av AND Verbena Dr
A/C	1909D-4464	09/20/2019 09:36	66077 7th St
A/C	1909D-4474	09/20/2019 09:54	66164 7th St
A/C	1909D-4481	09/20/2019 10:13	66287 Ave Cadena
A/C	1909D-4482	09/20/2019 10:19	66051 Ave Cadena
A/C	1909D-4486	09/20/2019 10:34	10784 Cactus Dr
A/C	1909D-4487	09/20/2019 10:42	DHS Animal Control, 65810 Hacienda Av
A/C	1909D-4498	09/20/2019 11:09	12800 Avenida Alta Loma
A/C	1909D-4501	09/20/2019 11:18	67919 Alexandria Ct
A/C	1909D-4506	09/20/2019 11:37	13278 El Rio Ln
A/C	1909D-4508	09/20/2019 11:43	13967 Cactus Dr
A/C	1909D-4569	09/20/2019 16:02	9350 Calle Del Diablo

Offense / MO	Case # / Event #	Datetime Occurred	Address
A/C	1909D-4755	09/21/2019 09:44	Thousand Palms, 68700 Avenida Lalo Guerrero O
A/C	1909D-4761	09/21/2019 10:10	DHS City Yards, 65810 Hacienda Av
A/C	1909D-4768	09/21/2019 10:45	13660 Ocotillo Rd 1
A/C	1909D-4769	09/21/2019 10:46	13925 Ramona Dr
A/C	1909D-4783	09/21/2019 11:44	13278 El Rio Ln
A/C	1909D-4804	09/21/2019 12:51	Dhs County Area, 12155 Little Morongo Rd
A/C	1909D-4873	09/21/2019 19:07	Dhs County Area *, 10797 West Dr
A/C	1909D-5000	09/22/2019 10:43	Dhs Arroyo De Paz 1 Apts, 66765 Two Bunch Palms Tr
A/C	1909D-5048	09/22/2019 14:19	13590 West Dr A
A/C	1909D-5191	09/23/2019 07:35	DHS High School, 65850 Pierson Bl
A/C	1909D-5206	09/23/2019 08:55	Avenida Pico_AND_El Rio Ln
A/C	1909D-5213	09/23/2019 09:38	Dhs 7-11 Pierson, 65971 Pierson Bl
A/C	1909D-5274	09/23/2019 13:41	64450 Pierson Bl 118
A/C	1909D-5300	09/23/2019 16:02	DHS Sky Haven MHP, 14777 Palm Dr 188
A/C	1909D-5460	09/24/2019 07:05	Indian Av_AND_Pierson Bl
A/C	1909D-5461	09/24/2019 07:16	Palm Dr_AND_Estrella Av
A/C	1909D-5472	09/24/2019 08:30	Dhs Waldorf Manor, 11190 Mesquite Av
A/C	1909D-5534	09/24/2019 11:33	66665 Acoma Av
A/C	1909D-5567	09/24/2019 13:52	66191 4th St A
A/C	1909D-5587	09/24/2019 15:30	13944 Summit View Ct
A/C	1909D-5590	09/24/2019 16:00	DHS City Yards, 65810 Hacienda Av
A/C	1909D-5642	09/24/2019 20:12	68200 Calle Las Tiendas B
A/C	1909D-5727	09/25/2019 07:12	DHS Rancho Grande, 13313 Palm Dr F
A/C	1909D-5735	09/25/2019 08:02	Little Morongo Rd_N OF_Two Bunch Palms Tr
A/C	1909D-5773	09/25/2019 10:20	13369 Del Ray Ln
A/C	1909D-5780	09/25/2019 10:40	DHS Animal Control, 65810 Hacienda Av
A/C	1909D-5782	09/25/2019 10:43	13340 El Rio Ln
A/C	1909D-5790	09/25/2019 11:11	DHS Animal Control, 65810 Hacienda Av
A/C	1909D-5799	09/25/2019 11:42	13393 Via Real
A/C	1909D-5804	09/25/2019 12:04	66191 4th St B
A/C	1909D-5806	09/25/2019 12:15	65801 Buena Vista Av
A/C	1909D-5833	09/25/2019 14:34	DHS Time Warner Cable, 11855 Palm Dr
A/C	1909D-5872	09/25/2019 18:14	66610 Joseph Wy
A/C	1909D-5960	09/26/2019 07:28	Cielo Azul Wy_AND_Cuando Wy
A/C	1909D-5974	09/26/2019 08:49	Pierson Bl_AND_Verbena Dr
A/C	1909D-5982	09/26/2019 09:52	13905 Hermano Wy
A/C	1909D-5989	09/26/2019 10:15	68175 Calle Azteca
A/C	1909D-6025	09/26/2019 13:34	9890 Santa Cruz Rd
A/C	1909D-6030	09/26/2019 14:03	13987 El Cajon Dr
A/C	1909D-6051	09/26/2019 15:17	DHS Animal Control, 65810 Hacienda Av
A/C	1909D-6052	09/26/2019 15:26	Verbena Dr_AND_Cahuilla Av
A/C	1909D-6054	09/26/2019 15:27	13590 Don English Wy D
A/C	1909D-6066	09/26/2019 15:52	13735 El Rio Ln
A/C	1909D-6082	09/26/2019 16:44	13685 Ocotillo Rd
A/C	1909D-6087	09/26/2019 16:57	66629 Joseph Wy
A/C	1909D-6116	09/26/2019 19:12	66843 5th St
A/C	1909D-6251	09/27/2019 11:47	66054 1st St
A/C	1909D-6271	09/27/2019 14:06	10020 Santa Cruz Rd

Offense / MO	Case # / Event #	Datetime Occurred	Address
A/C	1909D-6319	09/27/2019 17:47	14th St AND Santa Cruz Rd
A/C	1909D-6321	09/27/2019 18:08	66339 Cahuilla Av 2
A/C	1909D-6460	09/28/2019 08:35	Varner Rd AND Palm Dr
A/C	1909D-6470	09/28/2019 09:28	Dhs Pd, 65950 Pierson Bl
A/C	1909D-6474	09/28/2019 09:41	West Dr AND Buena Vista Av
A/C	1909D-6488	09/28/2019 10:33	DHS Animal Control, 65810 Hacienda Av
A/C	1909D-6496	09/28/2019 11:05	DHS City Yards, 65810 Hacienda Av
A/C	1909D-6501	09/28/2019 11:27	West Dr AND Buena Vista Av
A/C	1909D-6521	09/28/2019 13:02	66900 Ironwood Dr 1104
A/C	1909D-6885	09/30/2019 07:51	66056 1st St
A/C	1909D-6898	09/30/2019 08:39	12907 Cholla Dr
A/C	1909D-6906	09/30/2019 09:19	66056 1st St
A/C	1909D-6907	09/30/2019 09:20	66042 1st St
A/C	1909D-6910	09/30/2019 09:23	DHS PD, 65950 Pierson Bl
A/C	1909D-6918	09/30/2019 09:48	Dhs Two Bunch Palms Elementary, 14250 West Dr
A/C	1909D-6923	09/30/2019 10:14	66935 Flora Av
A/C	1909D-6929	09/30/2019 10:23	13237 Via Real
A/C	1909D-6960	09/30/2019 12:39	Indian Av NO Pierson Bl
A/C	1909D-6961	09/30/2019 12:41	Dhs Pd, 65950 Pierson Bl
A/C	1909D-6965	09/30/2019 12:50	Indian Canyon Dr AND Pierson Bl
A/C	1909D-6980	09/30/2019 13:49	DHS Animal Control, 65810 Hacienda Av
A/C	1909D-7004	09/30/2019 15:50	66415 Desert View Av 1
A/C	1909D-7028	09/30/2019 18:34	66270 Buena Vista Av

CAL FIRE/Riverside County Fire Department

Emergency Incident Statistics



Shawn C. Newman

Fire Chief

10/1/2019

Report Provided By: Riverside County Fire Department

Communications and Technology Division

GIS Section

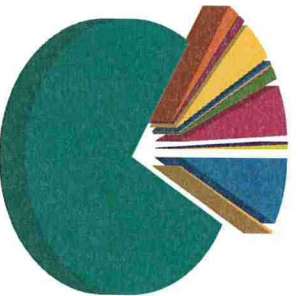
Please refer to Map and Incident by Battalion, Station, Jurisdiction

Incidents Reported for the month of September, 2019 and City of Desert Hot Springs And Both (Code 2, Alpha, Omega, Code 3, Charlie, Delta, Bravo, Echo)
 *Incidents are shown based on the primary response area for the incident location. This does not represent total response times for all units only the first unit in.

Response Activity

Incidents Reported for the month of September, 2019 and City of Desert Hot Springs And Both (Code 2, Alpha, Omega, Code 3, Charlie, Delta, Bravo, Echo

ITEM 3.



False Alarm	30	7.9%
Haz Mat	1	0.3%
Medical	290	76.1%
Other Fire	6	1.6%
Other Misc	3	0.8%
Public Service Assist	18	4.7%
Res Fire	1	0.3%
Ringng Alarm	1	0.3%
Standby	6	1.6%
Traffic Collision	22	5.8%
Vehicle Fire	1	0.3%
Wildland Fire	2	0.5%
Total:	381	100.0%

- False Alarm
- Haz Mat
- Medical
- Other Fire
- Other Misc
- Public Service Assist
- Res Fire
- Ringng Alarm
- Standby
- Traffic Collision
- Vehicle Fire
- Wildland Fire

Incident Total:

381

Average Enroute to Onscene Time*

Enroute Time = When a unit has been acknowledged as responding. Onscene Time = When a unit has been acknowledge as being on scene. For any other statistic outside Enroute to Onscene please contact the IT Help Desk at 951-940-6900

<5 Minutes	+5 Minutes	+10 Minutes	+20 Minutes	Average	% 0 to 5 min
262	116	14	1	4.4	68.8%

*CODE 3 and CODE 2 incidents are included in the total count of incidents and the average Enroute to Onscene Time.

Incidents by Battalion, Station and Jurisdiction

	False Alarm	Haz Mat	Medical	Other Fire	Other Misc	Public Service	Res Fire	Ring Alarm	Standby	Traffic Collisio	Vehicle Fire	Wildland Fire	Total
Battalion 10													
Station 36 North Palm Springs	2	0	10	0	0	0	0	0	1	2	0	1	16
City of Desert Hot Springs													
Station Total	2	0	10	0	0	0	0	0	1	2	0	1	16
Station 37 Desert Hot Springs	28	1	280	6	3	18	1	1	5	20	1	1	365
City of Desert Hot Springs													
Station Total	28	1	280	6	3	18	1	1	5	20	1	1	365
Battalion Total	30	1	290	6	3	18	1	1	6	22	1	2	381
Grand Total	30	1	290	6	3	18	1	1	6	22	1	2	381

ITEM 3.

Incidents by Jurisdiction

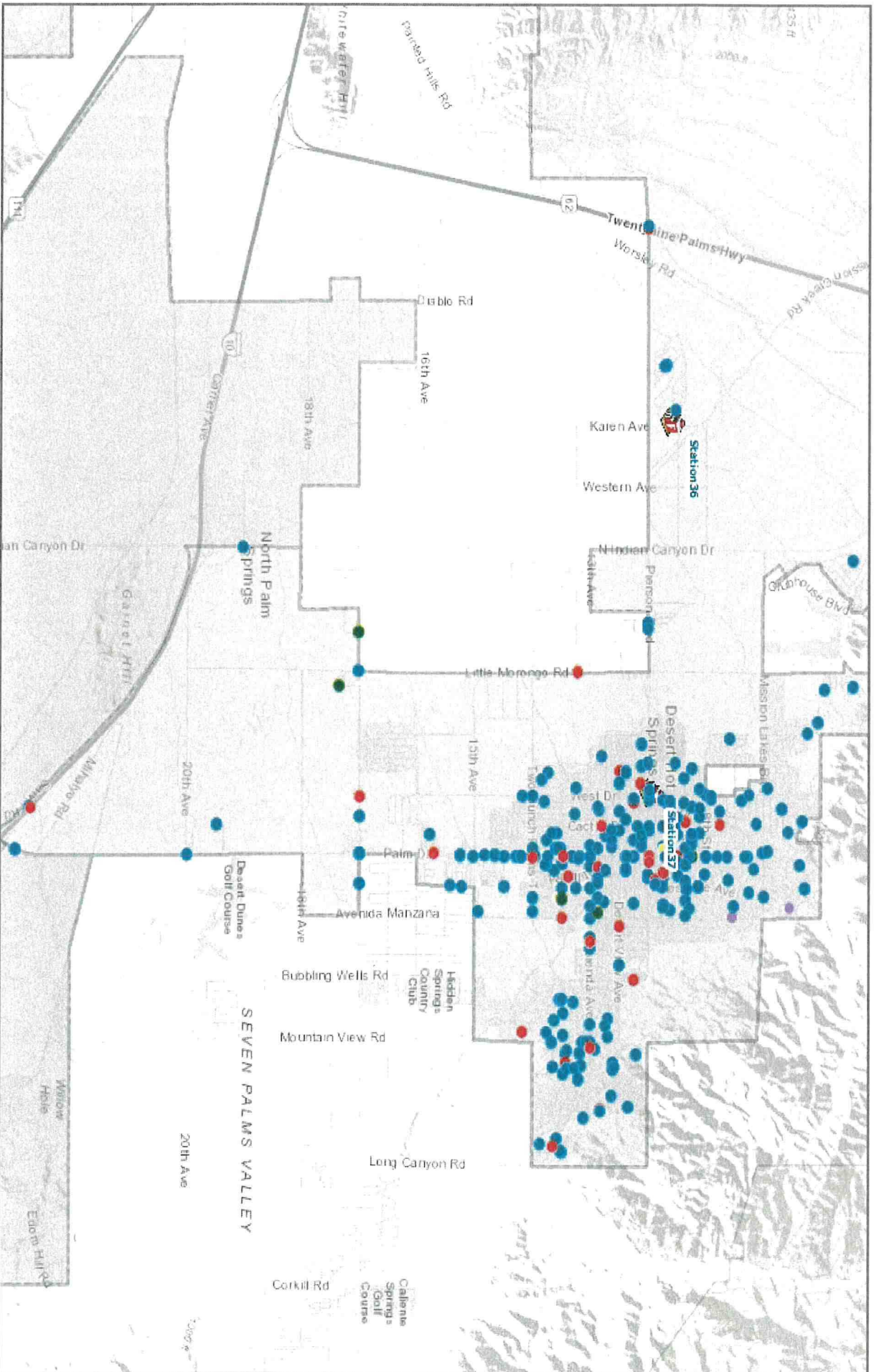
	False Alarm	Haz Mat	Medical	Other Fire	Other Misc	Public Service	Res Fire	Ring Alarm	Standby	Traffic Collisio	Vehicle Fire	Wildlan d Fire	Total
ity of Desert Hot Springs	30	1	290	6	3	18	1	1	6	22	1	2	381
Grand Total	30	1	290	6	3	18	1	1	6	22	1	2	381

Incidents by Supervisorial District - Summary

ITEM 3.

	DISTRICT 4 V. MANUEL PEREZ	Grand Total
False Alarm	30	30
Haz Mat	1	1
Medical	290	290
Other Fire	6	6
Other Misc	3	3
Public Service Assist	18	18
Res Fire	1	1
Ringling Alarm	1	1
Standby	6	6
Traffic Collision	22	22
Vehicle Fire	1	1
Wildland Fire	2	2
Total	381	381

MONTH = 9 and YEAR = 2019 and CITYNAME = 'Desert Hot Springs'



ITEM 3.



City of Desert Hot Springs Fire Services



Year: 2019												Total	
	January	February	March	April	May	June	July	August	September	October	November	December	
Response Activity													
False Alarm						32	36	22	30				120
Haz Mat						0	0	0	1				1
Medical						294	394	341	290				1319
Other Fire						7	12	8	6				33
Other Misc						2	1	3	3				9
Public Assist						14	12	13	18				57
Res Fire						0	2	0	1				3
Ringling Alarm						1	3	5	1				10
Standby						2	9	2	6				19
Traffic Collision						14	9	18	22				63
Vehicle Fire						2	1	4	1				8
Wildland Fire						1	9	2	2				14
						369	418	419	381				1587

MONTHLY REPORT OF OFFENSES KNOWN TO THE POLICE:

1-720 (Rev. 04-28-15) **PACKET PAGE 27**

RETURN A

This report is authorized by law Title 28, Section 534, U.S. Code. Your cooperation in completing this form will assist the FBI, in compiling timely, comprehensive, and accurate data. Please submit this form monthly, by the seventh day after the close of the month, and any questions to the FBI, Criminal Justice Information Services Division, Attention: Uniform Crime Reports/Module E-3, 1000 Custer Hollow Road, Clarksburg, West Virginia, 26306; telephone 304-625-4830, facsimile 304-625-3566. Under the Paperwork Reduction Act, you are not required to complete this form unless it contains a valid OMB control number. The form takes approximately 10 minutes to complete. Instructions for preparing the form appear on the reverse side.

OMB No. 1110-0001

Expires 07-31-16

1 Classification of Offenses	2 Offenses Reported or Known to Police	3 Unfounded, i.e., False or Baseless Complaints	4 Number of Actual	5 Total Offenses Cleared by Arrest or Exceptional Means	6 Number of Clearances Involving Only Persons Under 18 Years of Age
1. CRIMINAL HOMICIDE					
a. Murder and Non-negligent Homicide	11	1	1	1	
b. Manslaughter by Negligence	12				
2. RAPE TOTAL	20	3	3	1	
a. Rape	21	2	2	1	
b. Attempt to Commit Rape	22	1	1		
Historical Rape (See instruction #15 below)					
3. ROBBERY TOTAL	30	2	2		
a. Firearm	31				
b. Knife or Cutting Instrument	32				
c. Other Dangerous Weapon	33				
d. Strong-Arm (Hands, Fists, Feet, etc.)	34	2	2		
4. ASSAULT TOTAL	40	18	18	9	
a. Firearm	41	2	2		
b. Knife or Cutting Instrument	42	3	3	2	
c. Other Dangerous Weapon	43				
d. Strong-Arm (Hands, Fists, Feet, etc.)	44	2	2	1	
e. Other Assaults - Simple	45	11	11	6	
5. BURGLARY TOTAL	50	14	14	2	1
a. Forcible Entry	51	9	9	2	1
b. Unlawful Entry - No Force	52	5	5		
c. Attempted Forcible Entry	53				
6. LARCENY - THEFT TOTAL	60	8	8	1	
7. MOTOR VEHICLE THEFT TOTAL	70	19	19	3	
a. Autos	71	9	9	1	
b. Trucks and Buses	72	8	8	2	
c. Other Vehicles	73	2	2		
GRAND TOTAL	77	65	65	17	1

Checking any of the appropriate blocks below will eliminate your need to submit reports when the values are zero.

This will also aid the national program in its quality control efforts.

- ☐ No Supplementary Homicide Report Submitted.
☐ No Supplement to Return A Submitted.
☒ No Law Enforcement Officers Killed or Assaulted.
☐ No Violent Crimes Against Seniors.
☒ No Hate Crimes.

- ☐ No Persons Under 18 Arrested.
☐ No Persons 18 or Over Arrested.
☐ No Arson Offenses Occurred.
☐ No Domestic Violence-Related Calls.
☒ No Anti-Reproduction Rights Crimes.

DESERT HOT SPRINGS PD
65950 PIERSON BLVD.
DESERT HOT SPRINGS, CA 92240

Agency and State

CA0330600

Agency ID

26,200

Population

Month and Year of Report: **09/19**

V. Alvarez
 Signature

10-3-19
 Date

Virginia Alvarez

Report Prepared by

Records Clerk
 Title

Acting Chief Jim Henson

Chief

APDC (Rev. 04/28/15) Print Date: **ITEM 4.**

**MONTHLY REPORT OF OFFENSES KNOWN TO THE POLICE:
SUPPLEMENT TO RETURN A**

PACKET PAGE 28

PROPERTY STOLEN BY CLASSIFICATION

CLASSIFICATION		ACTUAL OFFENSES (Column 4, Return A)	VALUE OF PROPERTY STOLEN
1. Murder/Nonnegligent Manslaughter	12	2	\$1,000
2. Rape (Total)	20	3	
3. Robbery			
(a) Highway (Streets, Alleys, etc.)	31		
(b) Commercial House (Except c, d, f)	32		
(c) Gas or Service Station	33		
(d) Convenience Store	34		
(e) Residence (Anywhere on the Premises)	35		
(f) Bank	36		
(g) Miscellaneous	37	2	\$260
TOTAL ROBBERY	30	2	\$260
4. Assault (Not Applicable)			
5. Burglary - Breaking or Entering			
(a) Residence (Dwelling)			
(1) Night (6 P.M. - 6 A.M.)	51	5	\$13,560
(2) Day (6 A.M. - 6 P.M.)	52	5	\$15,647
(3) Unknown	53	2	\$1,415
(b) Non-Residence (Store, Office, etc.)			
(1) Night (6 P.M. - 6 A.M.)	54	1	\$100
(2) Day (6 A.M. - 6 P.M.)	55		
(3) Unknown	56	1	\$4,000
TOTAL BURGLARY	50	14	\$34,722
6. Larceny - Theft (Except Motor Vehicle Theft)			
(a) Over \$400	64	3	\$5,622
(b) \$200 to \$400	61	1	\$200
(c) \$50 to \$199	62	2	\$194
(d) Under \$50	63	2	\$20
TOTAL LARCENY (Same as Item 6X)	60	8	\$6,036
7. Motor Vehicle Theft (Include Alleged Joy Ride)	70	19	\$136,951
GRAND TOTAL - All Items	77		\$178,969
Additional Analysis of Larceny and Motor Vehicle Theft (6X and 7X)			
6X. Nature of Larcenies Under Item 6			
(a) Pocket-Picking	81		
(b) Purse-Snatching	82		
(c) Shoplifting	83	1	\$72
(d) From Motor Vehicles (Except e)	84	5	\$3,964
(e) Motor Vehicle Parts and Accessories	85		
(f) Bicycles	86		
(g) From Buildings (Except c and h)	87	2	\$2,000
(h) From Any Coin-Operated Machine (Parking Meters, etc.)	88		
(i) All Other	89		
TOTAL LARCENIES (Same as Item 6)	80	8	\$6,036
7X. Motor Vehicles Recovered			
(a) Stolen Locally and Recovered Locally	91	11	
(b) Stolen Locally and Recovered by Other Jurisdictions	92	7	
(c) Total Locally Stolen Motor Vehicles Recovered	90	18	
(d) Stolen Out of Town, Recovered Locally	93	3	

MONTHLY REPORT OF OFFENSES KNOWN TO THE POLICE:
SUPPLEMENT TO RETURN A

PROPERTY BY TYPE AND VALUE

Type of Property		Value of Property Stolen and Recovered In Your Jurisdiction	
		Stolen	Recovered
(A) Currency, Notes, etc.	01	\$7,000	
(B) Jewelry and Precious Metals	02	\$8,400	
(C) Clothing and Furs	03	\$320	
(D) Locally Stolen Motor Vehicles	04	\$144,691	\$122,191
(E) Office Equipment	05	\$2,050	
(F) Televisions, Radios, Stereos, etc.	06	\$1,909	
(G) Firearms	07		
(H) Household Goods	08	\$5,855	
(I) Consumable Goods	09		
(J) Livestock	10		
(K) Miscellaneous	11	\$8,744	\$72
TOTAL	00	\$178,969	\$122,263


NOTE: Total of column (2) should agree with grand total (DATA ENTRY 77) shown on page 2. In column (3) include all property recovered even though stolen in prior months. The above is an accounting for only that property stolen in your jurisdiction. This will include property recovered for you by other jurisdictions but not property you recover for them.

DESERT HOT SPRINGS PD
65950 PIERSON BLVD.
DESERT HOT SPRINGS, CA 92240
 Agency and State
CA0330600
 Agency ID
26,200
 Population

Month and Year of Report: **09/19**

Signature *Virginia Alvarez* Date 10-3-19
 Virginia Alvarez Records Clerk
 Report Prepared by Title
 Acting Chief Jim Henson
 Chief

Crimes	January 2019	February 2019	March 2019	April 2019	May 2019	June 2019	July 2019	August 2019	September 2019	October 2019	November 2019	December 2019	Totals 2019
Criminal Homicide													
a. Homicide & Non-negligent	1	0	0	0	1	0	0	0	1				3
b. Manslaughter	0	0	0	1	0	0	0	0	0				1
Rape													
a. Rape	0	0	4	0	0	0	0	1	2				7
b. Attempts to Commit Rape	0	0	1	0	0	0	0	0	1				2
Robbery													
a. Firearm	0	1	1	1	2	4	2	1	0				12
b. Knife or Cutting Instrument	0	0	0	0	1	0	1	1	0				3
c. Other Dangerous Weapon	0	0	0	0	2	0	0	0	0				2
d. Strong Arm (Hands, Fists, Feet, etc.)	0	4	3	2	4	0	4	7	2				26
Assault													
a. Firearm	1	1	9	7	1	1	4	2	2				28
b. Knife or Cutting Instrument	0	2	1	0	2	0	2	2	3				12
c. Other Dangerous Weapon	5	2	7	7	5	5	2	5	0				38
d. Strong Arm (Hands, Fists, Feet, etc.)	3	4	8	10	2	6	3	5	2				43
e. Other Assaults - Simple	17	14	9	14	14	16	18	8	11				121
Burglary													
a. Forcible Entry	20	18	25	18	15	15	15	13	9				148
b. Unlawful Entry - No Force	8	8	14	12	4	7	8	8	5				74
c. Attempted Forcible Entry	0	0	1	2	2	2	1	0	0				8
Larceny - Theft	19	22	21	23	13	15	30	14	8				165
Motor Vehicle Theft													
a. Autos	16	8	3	9	5	8	7	9	9				74
b. Trucks and Buses	4	1	3	1	0	1	2	6	8				26
c. Other Vehicles	1	1	0	7	2	1	1	1	2				16
2019 Totals	95	86	110	114	75	81	100	83	65	0	0	0	809
2018 Totals	88	61	123	140	112	105	123	76	88	103	78	97	1208


Acting Chief, Jim Henson

PATROL STATISTICS 2019

DESERT HOT SPRINGS POLICE DEPARTMENT

2019

2019

	JAN.	FEB.	MAR.	APR.	MAY	JUNE	JULY	AUG.	SEPT.	OCT.	NOV.	DEC.	ANNUAL
EVENTS:													
Calls for Service	1649	1491	1512	1702	2127	2089	2230	2104	1942				16846
Officer Initiated	709	633	514	530	791	857	1042	964	1036				7076
TOTAL	2358	2124	2026	2232	2918	2946	3274	3068	2978				23922
EVENT TYPES:													
Traffic Stops	178	186	114	189	352	393	323	330	343				2408
Bus/Bulding Checks	306	266	205	183	254	278	486	441	477				2896
Vehicle Checks	82	69	84	70	127	135	186	161	163				1077
Pedestrian Checks	232	233	224	239	265	241	271	277	234				2216
TOTAL	798	754	627	681	998	1047	1266	1209	1217				8597
OFFICER REPORTS:													
Accident	54	43	67	62	61	48	44	48	59				534
Arrests	80	76	81	90	85	105	111	97	95				820
Criminal	143	107	131	105	131	114	117	110	112				1070
Non-Criminal	140	146	167	146	136	118	158	143	136				1290
TOTAL	417	372	446	403	413	385	430	398	402				3714
ARRESTS:													
Drug Arrests	4	3	7	3	9	5	7	5	7				50
Felony	28	28	35	41	34	35	33	37	32				303
Misdemeanor	22	23	15	26	27	43	46	31	28				261
Warrant Arrests	1	0	2	0	1	1	1	0	0				6
TOTAL	55	54	59	70	71	84	87	73	67				620
CITATIONS:													
Misdemeanor	4	5	8	9	17	15	31	20	13				122
Moving	81	79	15	40	118	119	86	113	99				750
Muni-Codes	4	5	5	0	23	25	32	69	16				179
DHSMC 131.27/Curfew	0	0	0	0	0	0	0	0	0				0
RCO 9.12.030a/Truant	0	0	0	0	0	0	0	6	0				6
TOTAL	89	89	28	49	158	159	149	202	128				1051
Field Interrogations:	5	29	8	83	104	119	190	77	71				686

