



CITY OF DESERT HOT SPRINGS
REGULAR MEETING OF THE PUBLIC SAFETY COMMISSION

AGENDA

MARCH 14, 2019
6:00 PM

CITY COUNCIL CHAMBERS
CARL MAY COMMUNITY CENTER
11711 West Drive, Desert Hot Springs, California

CALL TO ORDER

ROLL CALL

PLEDGE OF ALLEGIANCE

SELECTION OF CHAIR AND VICE-CHAIR

APPROVAL OF THE AGENDA

MINUTES

Public Safety Commission Regular Meeting Minutes January 10, 2019

Recommendation: Approve Minutes as Submitted; or Corrected

PUBLIC COMMENTS

At this time, pursuant to State law, any person may comment on an item, which is NOT on the agenda. PLEASE STATE YOUR NAME FOR THE RECORD.

Comments are limited to the first ten (10) speakers at three (3) minutes per speaker. All comments are to be directed to the Public Safety Commission and shall be devoid of any personal attacks. Members of the public are expected to maintain a professional, courteous decorum during public comments.

OLD BUSINESS:

- 1. Fire Department Budget**
Tyrell Davis, Fire Chief

ADMINISTRATIVE REPORTS:

2. **Public Safety Cadet Liaison Monthly Report**
Public Safety Cadet Liaison Roberto Villalba-Orozco
3. **Animal Control Monthly Report**
Animal Care and Control Supervisor, Stephanie Gutierrez
4. **Fire Department Monthly Report**
Fire Chief, Tyrell Davis
5. **Police Department Monthly Report**
Deputy Chief, Jim Henson

CHAIRMAN, VICE-CHAIR, AND COMMISSIONER REPORTS

ADJOURN REGULAR MEETING

NOTICES

Title 2

In an effort to comply with the requirements of Title 2 of the Americans With Disabilities Act of 1990, the City of Desert Hot Springs requires that any person in need of any type of special equipment, assistance, or accommodation(s) in order to communicate at a City public meeting, must inform the City Clerk/Agency Secretary a minimum of 72 hours prior to the scheduled meeting to enable the City to make reasonable arrangements.

SB 343

In accordance with California Government Code Section 54957.5, any writing or document that is a public record, relates to an open session agenda item, and is distributed less than 72 hours prior to a regular meeting will be made available for public inspection in the Community Development Department at City Hall during normal business hours at 65950 Pierson Boulevard, Desert Hot Springs, CA 92240.

If, however, the document or writing is not distributed until the regular meeting to which it relates, then the document or writing will be made available to the public at the location of the meeting, as listed on this agenda at 11711 West Drive, Desert Hot Springs, CA 92240.

DECLARATION OF POSTING

I, Klarrisa Vera, Administrative Assistant to the Chief of Police, certify that the agenda was posted on March 11, 2019, not less than 72 hours prior to the meeting.



CITY OF DESERT HOT SPRINGS
REGULAR MEETING OF THE PUBLIC SAFETY COMMISSION

DRAFT ACTION MINUTES

JANUARY 10, 2019
6:00 PM

CITY COUNCIL CHAMBERS
CARL MAY COMMUNITY CENTER
11711 West Drive, Desert Hot Springs, California

CALL TO ORDER

Chair Meyer called the meeting to order at 6:00 P.M.

ROLL CALL

Commissioners Present: Eastman, Lozano, Mayrhofer, Meyer

Commissioner Absent: Duarte

PLEDGE OF ALLEGIANCE

Commissioner Mayrhofer led the Pledge of Allegiance.

SELECTION OF CHAIR AND VICE-CHAIR

The Commissioners decided to push the selection of chairs to the February meeting.

APPROVAL OF THE AGENDA

Action: Lozano moved to approve the January 10, 2019 Regular Meeting Agenda, motion seconded by Mayrhofer, motion carried 4/0 by the following vote:

<u>Vote:</u>	AYES: 4 - Eastman, Meyer, Lozano, Mayrhofer
Passed	NOES: 0 - (None)

MINUTES**Public Safety Commission Regular Meeting Minutes November 8, 2018****Recommendation:** Approve Minutes as Submitted; or Corrected

Action: Lozano moved to approve the November 8, 2018 Regular Meeting Minutes, motion seconded by Eastman, motion carried 4/0 by the following vote:

Vote: AYES: 4 - Eastman, Meyer, Lozano, Mayrhofen
Passed NOES: 0 - (None)

PUBLIC COMMENTS

No public comments.

PRESENTATIONS

Christina Archuleta, Code Enforcement Supervisor, gave the end of year report and responded to questions.

1. INTRODUCTION OF NEW COMMUNITY SERVICE OFFICER
ANDREA RODRIGUEZ

Chief Mondary introduced the new community service officer Andrea Rodriguez to the Commissioners.

2. SPEED STUDY SURVEY
DANNY PORRAS, PUBLIC WORKS DIRECTOR

Danny Porras, Public Works Director, gave speed survey presentation and responded to questions.

ADMINISTRATIVE REPORTS:

3. Public Safety Cadet Liaison Monthly Report
Public Safety Cadet Liaison Roberto Villalba-Orozco

Roberto Villalba-Orozco, Public Safety Cadet Liaison, gave monthly report and responded to questions.

4. Animal Control Monthly Report
Animal Care and Control Supervisor, Stephanie Gutierrez

Stephanie Gutierrez, Animal Care and Control Supervisor, gave the monthly report and responded to questions.

5. Fire Department Monthly Report
Fire Chief, Eddy Moore

Chief Moore gave the monthly report and responded to questions.

6. Police Department Monthly Report
Chief of Police, Dale Mondary

Chief Mondary gave the monthly report and responded to questions.

CHAIRMAN, VICE-CHAIR, AND COMMISSIONER REPORTS

The Chair, Vice-Chair, and Commissioners gave their reports.

ADJOURN REGULAR MEETING

Chair Meyer adjourned the meeting at 7:41 P.M.

DRAFT

FEBRUARY 2019

From February 1, 2019 through February 28, 2019 the Animal Care and Control Center has taken in 68 animals.

Sent to Rescue: 21

Sent to Coachella Valley Animal Campus: 7

Returned to owner: 19

Dead on arrival: 7

Euthanized: 0

Licenses: 85

Calls for service: 166

Intake Detail Report

Print Date Friday, March 1, 2019

Intake StartDate	2/1/2019 12:00 AM	Jurisdiction	All
Intake EndDate	2/28/2019 11:59 PM	Injury Cause	All
Intake Type	All	PreAltered	All
Intake SubType	All	Site Name	All
Species	All	Age Group	All
DOA	All	Animal Tag Type	All
Intake Status	Completed		

Animal#	Animal Name	Species	Breed	Age	Gender	Color	PreAltered	IntakeDate	Intake Type	PetID
ARN	Tag type	Size	Location / Sublocation	Altered	Danger	Danger Reason	S/N	By	Subtype	DOA
Owner/Guardian Surrender							Total Intakes: 4		Total Unique Animals: 4	
Seized / Custody							Total Intakes: 19		Total Unique Animals: 19	
Stray							Total Intakes: 45		Total Unique Animals: 45	

Total Count: 68

Outcome Summary Report

Print Date Friday, March 1, 2019

Outcome StartDate	2/1/2019 12:00 AM	Outcome Type	All
Outcome EndDate	2/28/2019 11:59 PM	Outcome SubType	Coachella Valley Animal Campus
Species	All	Jurisdiction	All
Age Group	All	TransferOut Reason	All
Site	All	Outcome Status	Completed

<u>Animal#</u>	<u>Name</u>	<u>Species</u>	<u>Primary Breed</u>	<u>Age</u>	<u>Sex</u>	<u>Alter</u>	<u>Outcome Type</u>	<u>Outcome SubType</u>	<u>Outcome By</u>	<u>Recorded By</u>
<u>ARN#</u>	<u>Secondary Breed</u>	<u>Danger</u>	<u>Danger Reason</u>	<u>Jurisdiction</u>	<u>TransferOut Reason</u>	<u>Outcome Date/Time</u>				
Coachella Valley Animal Campus							Total Outcomes: 7	Total Unique Animals: 7		
Total Count:										7

Outcome Summary Report

Print Date Friday, March 1, 2019

Outcome StartDate	2/1/2019 12:00 AM	Outcome Type	All
Outcome EndDate	2/28/2019 11:59 PM	Outcome SubType	Rescue
Species	All	Jurisdiction	All
Age Group	All	TransferOut Reason	All
Site	All	Outcome Status	Completed

Animal#	Name	Species	Primary Breed	Age	Sex	Alter	Outcome Type	Outcome SubType	Outcome By	Recorded By
ARN#	Secondary Breed		Danger				Jurisdiction	TransferOut Reason	Outcome Date/Time	
Rescue							Total Outcomes: 21		Total Unique Animals: 21	
Total Count:										
21										

Outcome Summary Report

Print Date Friday, March 1, 2019

Outcome StartDate	2/1/2019 12:00 AM	Outcome Type	Return to Owner/Guardian
Outcome EndDate	2/28/2019 11:59 PM	Outcome SubType	All
Species	All	Jurisdiction	All
Age Group	All	TransferOut Reason	All
Site	All	Outcome Status	Completed

<u>Animal#</u>	<u>Name</u>	<u>Species</u>	<u>Primary Breed</u>	<u>Age</u>	<u>Sex</u>	<u>Alter</u>	<u>Outcome Type</u>	<u>Outcome SubType</u>	<u>Outcome By</u>	<u>Recorded By</u>	
<u>ARN#</u>	<u>Secondary Breed</u>		<u>Danger</u>				<u>Jurisdiction</u>	<u>TransferOut Reason</u>	<u>Outcome Date/Time</u>		
<u>Return to Owner/Guardian</u>							<u>Total Outcomes: 19</u>		<u>Total Unique Animals: 19</u>		
<u>Total Count:</u>											<u>19</u>

Outcome Summary Report

Print Date Friday, March 1, 2019

Outcome StartDate	2/1/2019 12:00 AM	Outcome Type	DOA
Outcome EndDate	2/28/2019 11:59 PM	Outcome SubType	All
Species	All	Jurisdiction	All
Age Group	All	TransferOut Reason	All
Site	All	Outcome Status	Completed

Animal#	Name	Species	Primary Breed	Age	Sex	Alter	Outcome Type	Outcome SubType	Outcome By	Recorded By
ARN#	Secondary Breed	Danger	Danger Reason	Jurisdiction	TransferOut Reason	Outcome Date/Time				
DOA							Total Outcomes: 7	Total Unique Animals: 7		
Total Count:										7

License Detail

Print Date Friday, March 1, 2019

License Issuer	All	Based On	Issued Date
License Type	All	Based On Status	N/A
Species	All	Based On From	2/1/2019 12:00:00 AM
License Reseller	All	Based On To	2/28/2019 11:59:00 PM
Zip Code			
License Length			
Site	All		

<u>License Number</u>	<u>License Status</u>	<u>Status Date/Time</u>	<u>License Type</u>	<u>License Issuer</u>	<u>License Price</u>	<u>Late Fee</u>		
<u>License Site</u>		<u>Expire Date</u>	<u>Renewal Yes/No</u>	<u>Lifetime</u>	<u>Rabies Vaccination</u>	<u>Vaccination Date</u>	<u>Revaccination Date</u>	<u>Provider</u>
<u>Animal Number</u>	<u>ARN</u>	<u>Animal Name</u>	<u>DOB</u>	<u>Species</u>	<u>Primary / Secondary Breed</u>	<u>Color</u>	<u>Altered / Gender</u>	
Current		Total Licenses: 85		Unique Animals: 85		Total Price: \$2,465.00		
		Total Licenses: 85		Unique Animals: 85		Total Price: \$2,465.00		

Crime Analysis Results

PACKET PAGE 12

DateRange: 02/01/2019 To 02/28/2019

TimeRange: (None)

SearchCriteria: Event Types : A/C | Animal Call,

Addresses: (None)

Offense / MO	Case # / Event #	Datetime Occurred	Address
A/C	1902C-0610	02/03/2019 11:46	13733 Hacienda Heights Dr
A/C	1902D-0074	02/01/2019 09:57	9870 San Rafael Dr
A/C	1902D-0080	02/01/2019 10:12	DHS Animal Control, 65810 Hacienda Av
A/C	1902D-0100	02/01/2019 11:20	66338 Granada Av
A/C	1902D-0128	02/01/2019 12:52	DHS City Yards, 65810 Hacienda Av
A/C	1902D-0162	02/01/2019 14:25	66870 Granada Av
A/C	1902D-0350	02/02/2019 07:58	DHS, 68700 Avenida Lalo Guerrero O
A/C	1902D-0396	02/02/2019 11:48	66658 Buena Vista Av
A/C	1902D-0424	02/02/2019 14:39	66349 2nd St
A/C	1902D-0438	02/02/2019 15:28	Verbena Dr_AND_Two Bunch Palms Tr
A/C	1902D-0490	02/02/2019 20:19	66350 Flora Av
A/C	1902D-0511	02/02/2019 21:19	64185 Silver Star Av
A/C	1902D-0585	02/03/2019 09:30	Hacienda Av_AND_Avenida La Vista
A/C	1902D-0589	02/03/2019 10:00	66858 San Ardo Rd
A/C	1902D-0591	02/03/2019 10:04	66867 San Bruno Rd
A/C	1902D-0592	02/03/2019 10:05	Pomelo Dr_AND_Pierson Bl
A/C	1902D-0608	02/03/2019 11:27	66338 Granada Av
A/C	1902D-0648	02/03/2019 16:50	Dhs Soccer Park, 66750 Park Ln
A/C	1902D-0778	02/04/2019 08:43	66658 Buena Vista Av
A/C	1902D-0787	02/04/2019 09:24	Ocotillo Rd_AND_8th St
A/C	1902D-0790	02/04/2019 09:41	65909 Hacienda Av
A/C	1902D-0819	02/04/2019 11:28	65934 Buena Vista Av
A/C	1902D-0822	02/04/2019 11:41	66220 1st St
A/C	1902D-0829	02/04/2019 12:01	Cactus Dr_AND_Acoma Av
A/C	1902D-0844	02/04/2019 13:26	Dhs Post Office, 66311 Two Bunch Palms Tr
A/C	1902D-0851	02/04/2019 13:52	DHS Animal Control, 65810 Hacienda Av
A/C	1902D-0867	02/04/2019 14:56	DHS Animal Control, 65810 Hacienda Av
A/C	1902D-0895	02/04/2019 16:33	66196 4th St
A/C	1902D-0902	02/04/2019 17:15	Dhs Pd, 65950 Pierson Bl
A/C	1902D-0903	02/04/2019 17:18	DHS City Yards, 65810 Hacienda Av
A/C	1902D-0905	02/04/2019 17:27	68112 Via Domingo
A/C	1902D-1063	02/05/2019 12:33	DHS Middle School, 66755 Two Bunch Palms Tr
A/C	1902D-1094	02/05/2019 14:32	8620 Great Smokey Av
A/C	1902D-1098	02/05/2019 14:48	66219 5th St
A/C	1902D-1127	02/05/2019 16:45	66888 4th St
A/C	1902D-1244	02/06/2019 08:31	66825 Estrella Av
A/C	1902D-1264	02/06/2019 10:19	DHS Animal Control, 65810 Hacienda Av
A/C	1902D-1295	02/06/2019 12:25	11330 Palm Dr 5
A/C	1902D-1349	02/06/2019 15:58	66825 Estrella Av
A/C	1902D-1385	02/06/2019 18:16	68104 Via Domingo
A/C	1902D-1455	02/07/2019 08:39	Cholla Dr_AND_Hacienda Av
A/C	1902D-1463	02/07/2019 09:06	66438 Cactus Dr

ITEM 3.

Offense / MO	Case # / Event #	Datetime Occurred	Address
A/C	1902D-1502	02/07/2019 11:01	66212 Buena Vista Av
A/C	1902D-1504	02/07/2019 11:13	66338 Acoma Av
A/C	1902D-1512	02/07/2019 11:43	68405 Calle Cerrito
A/C	1902D-1513	02/07/2019 11:48	13229 Avenida La Vista
A/C	1902D-1539	02/07/2019 13:54	68920 Peak Dr
A/C	1902D-1562	02/07/2019 14:47	DHS City Yards, 65810 Hacienda Av
A/C	1902D-1569	02/07/2019 15:25	66126 1st St 6
A/C	1902D-1582	02/07/2019 16:06	65787 Cahuilla Av
A/C	1902D-1583	02/07/2019 16:15	66658 Buena Vista Av
A/C	1902D-1591	02/07/2019 16:54	DHS Carl May Community Center, 11711 West Dr
A/C	1902D-1592	02/07/2019 16:57	66223 Palo Verde Tr
A/C	1902D-1602	02/07/2019 17:36	10650 Cactus Dr
A/C	1902D-1709	02/08/2019 08:29	68780 Panorama Dr
A/C	1902D-1728	02/08/2019 09:29	Dhs Tuscan Springs Hotel And Spa, 68187 Club Cir 13
A/C	1902D-1747	02/08/2019 10:42	10650 Cactus Dr
A/C	1902D-1761	02/08/2019 12:03	DHS Animal Control, 65810 Hacienda Av
A/C	1902D-1781	02/08/2019 13:57	66773 Cahuilla Av
A/C	1902D-1820	02/08/2019 16:45	DHS City Yards, 65810 Hacienda Av
A/C	1902D-1938	02/09/2019 09:28	West Dr_AND_Hacienda Av
A/C	1902D-1941	02/09/2019 09:46	DHS Willow Crest Apt Complex, 65568 Acoma Av
A/C	1902D-1977	02/09/2019 12:28	Mesquite Av_AND_Ironwood Dr
A/C	1902D-1992	02/09/2019 13:59	2nd St_AND_Mesquite Av
A/C	1902D-2028	02/09/2019 17:42	67828 Ava Ct
A/C	1902D-2141	02/10/2019 09:47	DHS United Pentecostal Church, 65241 San Jacinto Ln
A/C	1902D-2174	02/10/2019 13:00	66154 6th St
A/C	1902D-2219	02/10/2019 16:53	Dhs Two Bunch Palms Resort, 67425 Two Bunch Palms T
A/C	1902D-2305	02/11/2019 08:47	66223 Palo Verde Tr
A/C	1902D-2363	02/11/2019 13:53	Pierson Bl_AND_Tamar Dr
A/C	1902D-2371	02/11/2019 14:23	65933 Avenida Dorado
A/C	1902D-2383	02/11/2019 15:24	66404 Buena Vista Av
A/C	1902D-2522	02/12/2019 08:55	Pequena Dr_AND_Hidalgo St
A/C	1902D-2548	02/12/2019 10:10	12323 El Cajon Dr
A/C	1902D-2550	02/12/2019 10:19	66726 Cahuilla Av
A/C	1902D-2557	02/12/2019 11:02	13166 Via Real
A/C	1902D-2562	02/12/2019 11:23	66221 Flora Av
A/C	1902D-2570	02/12/2019 11:41	DHS Animal Control, 65810 Hacienda Av
A/C	1902D-2581	02/12/2019 12:59	12300 Sumac Dr
A/C	1902D-2599	02/12/2019 13:55	El Rio Ln_AND_Two Bunch Palms Tr
A/C	1902D-2602	02/12/2019 14:03	Hacienda Av_AND_Club Cir
A/C	1902D-2634	02/12/2019 16:03	15300 Palm Dr 102
A/C	1902D-2642	02/12/2019 16:26	66290 San Carlos Rd
A/C	1902D-2643	02/12/2019 16:26	DHS City Yards, 65810 Hacienda Av
A/C	1902D-2646	02/12/2019 17:09	65787 Cahuilla Av
A/C	1902D-2749	02/13/2019 07:10	13521 Mountain View Rd
A/C	1902D-2787	02/13/2019 09:23	Dhs Country Hills Apartments, 66900 Ironwood Dr
A/C	1902D-2847	02/13/2019 14:00	Mesquite Av_AND_San Remo Rd
A/C	1902D-2851	02/13/2019 14:18	67796 Hacienda Av
A/C	1902D-2859	02/13/2019 14:37	10740 Verbena Dr

ITEM 3.

Offense / MO	Case # / Event #	Datetime Occurred	Address
A/C	1902D-2866	02/13/2019 15:07	13818 Summit View Ct
A/C	1902D-2890	02/13/2019 16:45	Hidalgo St_AND_Monterey Rd
A/C	1902D-2987	02/14/2019 09:08	66214 Avenida Dorado
A/C	1902D-2992	02/14/2019 09:30	8th St_AND_Mesquite Av
A/C	1902D-3000	02/14/2019 10:23	15300 Palm Dr 178
A/C	1902D-3006	02/14/2019 11:12	13685 Hermano Wy
A/C	1902D-3261	02/15/2019 11:33	65576 Ave Cadena
A/C	1902D-3298	02/15/2019 14:05	DHS Animal Control, 65810 Hacienda Av
A/C	1902D-3301	02/15/2019 14:16	DHS City Yards, 65810 Hacienda Av
A/C	1902D-3307	02/15/2019 14:41	Dhs Palm View Estates, 64550 Pierson Bl 102
A/C	1902D-3507	02/16/2019 10:16	DHS City Yards, 65810 Hacienda Av
A/C	1902D-3519	02/16/2019 11:57	Acoma Av_AND_Palm Dr
A/C	1902D-3707	02/17/2019 09:01	Palm Dr_AND_Camino Aventura
A/C	1902D-3742	02/17/2019 12:52	DHS City Yards, 65810 Hacienda Av
A/C	1902D-3900	02/18/2019 10:54	65828 Desert View Av
A/C	1902D-3917	02/18/2019 12:55	13949 Hermano Wy
A/C	1902D-3957	02/18/2019 15:33	Palm Dr_AND_3rd St
A/C	1902D-4015	02/18/2019 21:27	DHS Hacienda Hills, 67150 Hacienda Av
A/C	1902D-4202	02/19/2019 15:56	DHS City Yards, 65810 Hacienda Av
A/C	1902D-4275	02/19/2019 22:22	Atlantic Av_AND_Pierson Bl
A/C	1902D-4343	02/20/2019 08:47	10485 Santa Cruz Rd
A/C	1902D-4346	02/20/2019 08:52	DHS Del Taco, 14290 Palm Dr
A/C	1902D-4373	02/20/2019 10:35	DHS City Yards, 65810 Hacienda Av
A/C	1902D-4421	02/20/2019 13:35	DHS City Yards, 65810 Hacienda Av
A/C	1902D-4432	02/20/2019 14:16	66109 12th St
A/C	1902D-4435	02/20/2019 14:43	66851 Buena Vista Av
A/C	1902D-4442	02/20/2019 15:17	66629 Joseph Wy
A/C	1902D-4443	02/20/2019 15:22	Dhs Tedesco Park, 12800 W Arroyo Dr
A/C	1902D-4456	02/20/2019 16:27	13949 Quinta Wy
A/C	1902D-4591	02/21/2019 10:57	66634 San Luis Rd
A/C	1902D-4633	02/21/2019 13:06	66752 Cahuilla Av
A/C	1902D-4652	02/21/2019 13:59	66061 Flora Av
A/C	1902D-4655	02/21/2019 14:06	10560 Ambrosio Dr
A/C	1902D-4663	02/21/2019 15:05	Ironwood Dr_AND_Cactus Dr
A/C	1902D-4803	02/22/2019 07:06	Dhs Pyramid Health Spa, 66563 5th St 1
A/C	1902D-4804	02/22/2019 07:13	68190 Calle Blanco
A/C	1902D-4828	02/22/2019 09:27	68190 Calle Blanco
A/C	1902D-4838	02/22/2019 10:23	12623 Inaja St
A/C	1902D-4842	02/22/2019 10:49	Dhs Animal Clinic, 13120 Palm Dr
A/C	1902D-4886	02/22/2019 14:04	66190 Desert View Av
A/C	1902D-4891	02/22/2019 14:26	66670 4th St C
A/C	1902D-4900	02/22/2019 14:58	13949 Hermano Wy
A/C	1902D-5055	02/23/2019 11:20	66434 3rd St
A/C	1902D-5226	02/24/2019 10:10	11550 Cholla Dr 20
A/C	1902D-5227	02/24/2019 10:12	Two Bunch Palms Tr_AND_Susan Wy
A/C	1902D-5248	02/24/2019 12:00	13200 Deodar Av
A/C	1902D-5452	02/25/2019 10:47	66670 4th St C
A/C	1902D-5468	02/25/2019 12:04	13885 Susan Wy

ITEM 3.

Offense / MO	Case # / Event #	Datetime Occurred	Address
A/C	1902D-5510	02/25/2019 15:21	Dhs Casa Del Sol, 66600 2nd St
A/C	1902D-5515	02/25/2019 15:29	68238 Via Domingo
A/C	1902D-5536	02/25/2019 17:12	DHS PD, 65950 Pierson Bl
A/C	1902D-5619	02/26/2019 07:18	West Dr_AND_5th St
A/C	1902D-5629	02/26/2019 08:21	65801 Buena Vista Av
A/C	1902D-5636	02/26/2019 08:44	DHS Edward Wenzlaff Elementary (Old), 11625 West Dr
A/C	1902D-5641	02/26/2019 08:57	65925 Buena Vista Av
A/C	1902D-5642	02/26/2019 09:04	65911 Buena Vista Av
A/C	1902D-5662	02/26/2019 09:59	66183 2nd St
A/C	1902D-5684	02/26/2019 11:29	68087 Via Domingo
A/C	1902D-5704	02/26/2019 13:14	13585 Inaja St
A/C	1902D-5713	02/26/2019 13:33	66900 Ironwood Dr 803
A/C	1902D-5735	02/26/2019 15:08	67931 Whitney Ct
A/C	1902D-5741	02/26/2019 15:46	DHS City Yards, 65810 Hacienda Av
A/C	1902D-5865	02/27/2019 07:57	DHS Edward Wenzlaff Elementary (Old), 11625 West Dr
A/C	1902D-5879	02/27/2019 09:02	66310 3rd St
A/C	1902D-5912	02/27/2019 10:50	Mountain View Rd_AND_Alexandria Ct
A/C	1902D-5919	02/27/2019 11:33	Ocotillo Rd_AND_3rd St
A/C	1902D-5921	02/27/2019 11:38	DHS City Yards, 65810 Hacienda Av
A/C	1902D-5922	02/27/2019 11:54	66221 4th St
A/C	1902D-5934	02/27/2019 12:21	DHS City Yards, 65810 Hacienda Av
A/C	1902D-5941	02/27/2019 12:53	66030 Hacienda Av
A/C	1902D-5953	02/27/2019 14:15	13655 Sarita Dr
A/C	1902D-5972	02/27/2019 15:39	DHS City Yards, 65810 Hacienda Av
A/C	1902D-6114	02/28/2019 09:39	66214 Avenida Dorado
A/C	1902D-6145	02/28/2019 11:57	3rd St_AND_Ocotillo Rd
A/C	1902D-6169	02/28/2019 13:44	DHS Animal Control, 65810 Hacienda Av
A/C	1902D-6224	02/28/2019 16:49	66843 5th St

CAL FIRE/Riverside County Fire Department

Emergency Incident Statistics



Shawn C. Newman

Fire Chief

3/4/2019

Report Provided By: Riverside County Fire Department

Communications and Technology Division

GIS Section

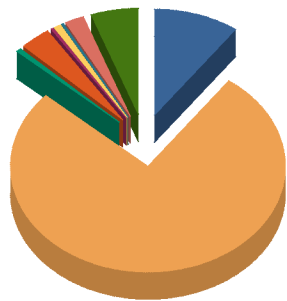
Please refer to Map and Incident by Battalion, Station, Jurisdiction

Incidents Reported for the month of February, 2019 and City of Desert Hot Springs And Both (Code 2, Alpha, Omega, Code 3, Charlie,
*Incidents are shown based on the primary response area for the incident location. This does not represent total response times for all units

ITEM 4.

Response Activity

Incidents Reported for the month of February,2019 and City of Desert Hot Springs And Both (Code 2, Alpha, Omega, Code 3)



- False Alarm
- Medical
- Other Misc
- Public Service Assist
- Res Fire
- Rescue
- Ringing Alarm
- Standby
- Traffic Collision

Incident Total:

Average Enroute to Onscene Time*

Enroute Time = When a unit has been acknowledged as responding. Onscene Time = When a unit has been acknowledge as arrived at scene. For any other statistic outside Enroute to Onscene please contact the IT Help Desk at 951-940-6900

<5 Minutes	+5 Minutes	+ 10 Minutes	+20 Minutes	Average
274	99	23	1	4.3
*CODE 3 and CODE 2 incidents are included in the total count of incidents and the average Enroute to Onscene Time.				

Incidents by Battalion, Station and Jurisdiction

			False Alarm	Medical	Other Misc	Public Service	Res Fire	Rescue	Ringling Alarm	Standby	Traffic Collisio	Total
Battalion 10	Station 36 North Palm Springs	City of Desert Hot Springs	1	14	0	1	0	1	0	0	4	21
		Station Total	1	14	0	1	0	1	0	0	4	21
	Station 37 Desert Hot Springs	City of Desert Hot Springs	36	274	2	13	1	2	1	8	17	354
		Station Total	36	274	2	13	1	2	1	8	17	354
	Battalion Total		37	288	2	14	1	3	1	8	21	375
Grand Total			37	288	2	14	1	3	1	8	21	375

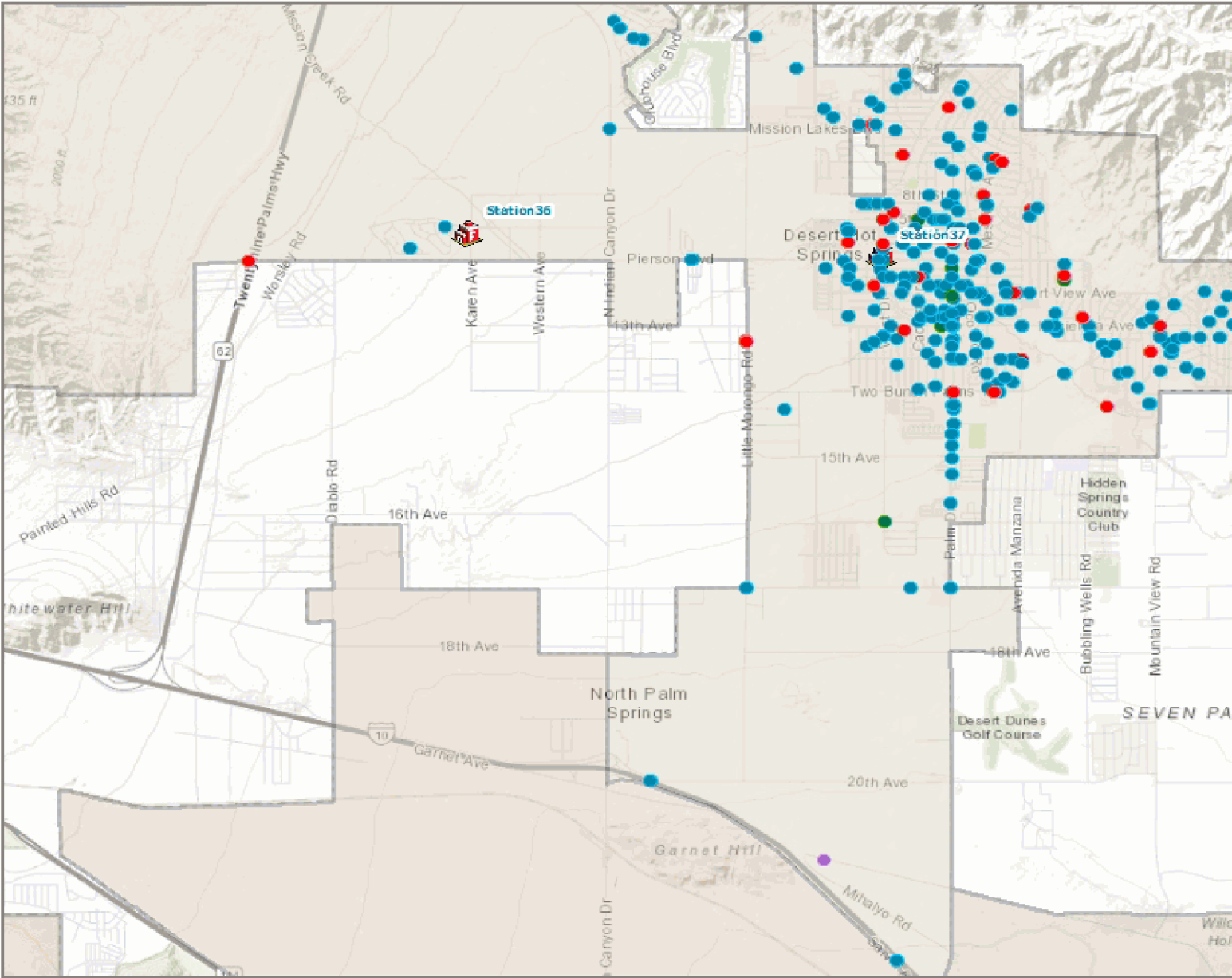
Incidents by Jurisdiction

	False Alarm	Medical	Other Misc	Public Service	Res Fire	Rescue	Ringin Alarm	Standby	Traffic Collisio	Total
City of Desert Hot Springs	37	288	2	14	1	3	1	8	21	375
Grand Total	37	288	2	14	1	3	1	8	21	375

Incidents by Supervisorial District - Summary

	DISTRICT 4 V. MANUEL PEREZ	Grand Total
False Alarm	37	37
Medical	288	288
Other Misc	2	2
Public Service Assist	14	14
Res Fire	1	1
Rescue	3	3
Ringing Alarm	1	1
Standby	8	8
Traffic Collision	21	21
Total	375	375

MONTH = 2 and YEAR = 2019 and CITYNAME = 'Desert Hot Springs'



Legend

- | | | | |
|---------|------------|------------------|--------------|
| Fire | Medical | Riverside County | Fire Station |
| Hazard | Other Misc | Reservations | Casinos |
| Haz Mat | PSA | | |

MONTHLY REPORT OF OFFENSES KNOWN TO THE POLICE:

RETURN A

This report is authorized by law Title 28, Section 534, U.S. Code. Your cooperation in completing this form will assist the FBI, in compiling timely, comprehensive, and accurate data. Please submit this form monthly, by the seventh day after the close of the month, and any questions to the FBI, Criminal Justice Information Services Division, Attention: Uniform Crime Reports/Module E-3, 1000 Custer Hollow Road, Clarksburg, West Virginia, 26306; telephone 304-625-4830, facsimile 304-625-3566. Under the Paperwork Reduction Act, you are not required to complete this form unless it contains a valid OMB control number. The form takes approximately 10 minutes to complete. Instructions for preparing the form appear on the reverse side.

1	2	3	4	5	6
Classification of Offenses	Offenses Reported or Known to Police	Unfounded, i.e., False or Baseless Complaints	Number of Actual	Total Offenses Cleared by Arrest or Exceptional Means	Number of Clearances Involving Only Persons Under 18 Years of Age
1. CRIMINAL HOMICIDE					
a. Murder and Non-negligent Homicide	11				
b. Manslaughter by Negligence	12				
2. RAPE TOTAL	20				
a. Rape	21				
b. Attempt to Commit Rape	22				
Historical Rape (See instruction #15 below)					
3. ROBBERY TOTAL	30	5	5	2	1
a. Firearm	31	1	1	1	1
b. Knife or Cutting Instrument	32				
c. Other Dangerous Weapon	33				
d. Strong-Arm (Hands, Fists, Feet, etc.)	34	4	4	1	
4. ASSAULT TOTAL	40	23	23	14	
a. Firearm	41	1	1		
b. Knife or Cutting Instrument	42	2	2	2	
c. Other Dangerous Weapon	43	2	2		
d. Strong-Arm (Hands, Fists, Feet, etc.)	44	4	4	3	
e. Other Assaults - Simple	45	14	14	9	
5. BURGLARY TOTAL	50	26	26	1	
a. Forcible Entry	51	18	18	1	
b. Unlawful Entry - No Force	52	8	8		
c. Attempted Forcible Entry	53				
6. LARCENY - THEFT TOTAL	60	22	22		
7. MOTOR VEHICLE THEFT TOTAL	70	10	10	1	
a. Autos	71	8	8	1	
b. Trucks and Buses	72	1	1		
c. Other Vehicles	73	1	1		
GRAND TOTAL	77	86	86	18	1

Checking any of the appropriate blocks below will eliminate your need to submit reports when the values are zero.

This will also aid the national program in its quality control efforts.

- ☒ No Supplementary Homicide Report Submitted.
☐ No Supplement to Return A Submitted.
☒ No Law Enforcement Officers Killed or Assaulted.
☒ No Violent Crimes Against Seniors.
☒ No Hate Crimes.

- ☐ No Persons Under 18 Arrested.
☐ No Persons 18 or Over Arrested.
☐ No Arson Offenses Occurred.
☐ No Domestic Violence-Related Calls.
☒ No Anti-Reproduction Rights Crimes.

DESERT HOT SPRINGS PD
65950 PIERSON BLVD.
DESERT HOT SPRINGS, CA 92240

Agency and State

CA0330600

Agency ID

26,200

Population

Month and Year of Report: 02/19

Virginia Alvarez 3-8-19
Signature Date

Virginia Alvarez Records Clerk
Report Prepared by Title

Dale Mondary PUL DEPUTY CHIEF HHSW
Chief

**MONTHLY REPORT OF OFFENSES KNOWN TO THE POLICE:
SUPPLEMENT TO RETURN A**

PACKET PAGE 24

PROPERTY STOLEN BY CLASSIFICATION

CLASSIFICATION		ACTUAL OFFENSES (Column 4, Return A)	VALUE OF PROPERTY STOLEN
1. Murder/Nonnegligent Manslaughter	12		
2. Rape (Total)	20		
3. Robbery			
(a) Highway (Streets, Alleys, etc.)	31	1	0
(b) Commercial House (Except c, d, f)	32		
(c) Gas or Service Station	33		
(d) Convenience Store	34		
(e) Residence (Anywhere on the Premises)	35		
(f) Bank	36		
(g) Miscellaneous	37	4	\$700
TOTAL ROBBERY	30	5	\$700
4. Assault (Not Applicable)			
5. Burglary - Breaking or Entering			
(a) Residence (Dwelling)			
(1) Night (6 P.M. - 6 A.M.)	51	5	\$19,534
(2) Day (6 A.M. - 6 P.M.)	52	10	\$60,141
(3) Unknown	53	7	\$24,862
(b) Non-Residence (Store, Office, etc.)			
(1) Night (6 P.M. - 6 A.M.)	54	2	\$3,200
(2) Day (6 A.M. - 6 P.M.)	55		
(3) Unknown	56	2	\$33,697
TOTAL BURGLARY	50	26	\$141,434
6. Larceny - Theft (Except Motor Vehicle Theft)			
(a) Over \$400	64	9	\$19,869
(b) \$200 to \$400	61	3	\$636
(c) \$50 to \$199	62	3	\$443
(d) Under \$50	63	7	\$47
TOTAL LARCENY (Same as Item 6X)	60	22	\$20,995
7. Motor Vehicle Theft (Include Alleged Joy Ride)	70	10	\$43,800
GRAND TOTAL - All Items	77		\$206,929
Additional Analysis of Larceny and Motor Vehicle Theft (6X and 7X)			
6X. Nature of Larcenies Under Item 6			
(a) Pocket-Picking	81		
(b) Purse-Snatching	82	1	\$231
(c) Shoplifting	83	1	\$198
(d) From Motor Vehicles (Except e)	84	10	\$9,645
(e) Motor Vehicle Parts and Accessories	85	5	\$1,595
(f) Bicycles	86		
(g) From Buildings (Except c and h)	87	3	\$7,144
(h) From Any Coin-Operated Machine (Parking Meters, etc.)	88		
(i) All Other	89	2	\$2,182
TOTAL LARCENIES (Same as Item 6)	80	22	\$20,995
7X. Motor Vehicles Recovered			
(a) Stolen Locally and Recovered Locally	91	3	
(b) Stolen Locally and Recovered by Other Jurisdictions	92	10	
(c) Total Locally Stolen Motor Vehicles Recovered	90	13	
(d) Stolen Out of Town, Recovered Locally	93	1	

**MONTHLY REPORT OF OFFENSES KNOWN TO THE POLICE:
SUPPLEMENT TO RETURN A**

PROPERTY BY TYPE AND VALUE

Type of Property		Value of Property Stolen and Recovered In Your Jurisdiction	
		Stolen	Recovered
(A) Currency, Notes, etc.	01	\$8,446	
(B) Jewelry and Precious Metals	02	\$55,888	
(C) Clothing and Furs	03	\$1,695	
(D) Locally Stolen Motor Vehicles	04	\$43,800	\$68,300
(E) Office Equipment	05	\$7,459	
(F) Televisions, Radios, Stereos, etc.	06	\$18,960	
(G) Firearms	07	\$1,314	
(H) Household Goods	08	\$19,027	
(I) Consumable Goods	09	\$10	
(J) Livestock	10		
(K) Miscellaneous	11	\$50,330	\$800
TOTAL	00	\$206,929	\$69,100

NOTE: Total of column (2) should agree with grand total (DATA ENTRY 77) shown on page 2. In column (3) include all property recovered even though stolen in prior months. The above is an accounting for only that property stolen in your jurisdiction. This will include property recovered for you by other jurisdictions but not property you recover for them.


DESERT HOT SPRINGS PD
65950 PIERSON BLVD.
DESERT HOT SPRINGS, CA 92240
 Agency and State
CA0330600
 Agency ID
26,200
 Population

Month and Year of Report: **02/19**

V. Alvarez *3-8-19*
 Signature Date
Virginia Alvarez *Records Clerk*
 Report Prepared by Title
Dale Mondary *Pur DEPUTY CHIEF HUBBARD #55*
 Chief

**DESERT HOT SPRINGS POLICE DEPARTMENT
2019 CRIME STATISTICS REPORT**

Crimes	January 2019	February 2019	March 2019	April 2019	May 2019	June 2019	July 2019	August 2019	September 2019	October 2019	November 2019	December 2019	Totals 2019
Criminal Homicide													
a. Homicide & Non-negligent	1	0											1
b. Manslaughter	0	0											0
Rape													
a. Rape	0	0											0
b. Attempts to Commit Rape	0	0											0
Robbery													
a. Firearm	0	1											1
b. Knife or Cutting Instrument	0	0											0
c. Other Dangerous Weapon	0	0											0
d. Strong-Arm (Hands,Fists,Feet,etc.)	0	4											4
Assault													
a. Firearm	1	1											2
b. Knife or Cutting Instrument	0	2											2
c. Other Dangerous Weapon	5	2											7
d. Strong-Arm (Hands,Fists,Feet,etc.)	3	4											7
e. Other Assaults - Simple	17	14											31
Burglary													
a. Forcible Entry	20	18											38
b. Unlawful Entry - No Force	8	8											16
c. Attempted Forcible Entry	0	0											0
Larceny - Theft	19	22											41
Motor Vehicle Theft													
a. Autos	16	8											24
b. Trucks and Buses	4	1											5
c. Other Vehicles	1	1											2
2019 Totals	95	86	0	0	0	0	0	0	0	0	0	0	181
2018 Totals	88	61	123	140	112	105	123	76	88	103	78	97	1208

FOR DEPUTY CHIEF TANSON 
Dale Mondary, Chief of Police

DESERT HOT SPRINGS POLICE DEPARTMENT

PATROL STATISTICS 2019

2019

2019

	JAN.	FEB.	MAR.	APR.	MAY	JUNE	JULY	AUG.	SEPT.	OCT.	NOV.	DEC.	ANNUAL
EVENTS:													
Calls for Service	1649	1491											3140
Officer Initiated	709	633											1342
TOTAL	2358	2124											4482
EVENT TYPES:													
Traffic Stops	178	186											364
Bus/Bulding Checks	306	266											572
Vehicle Checks	82	69											151
Pedestrian Checks	232	233											465
TOTAL	798	754											1552
OFFICER REPORTS:													
Accident	54	43											97
Arrests	80	76											156
Criminal	143	107											250
Non-Criminal	140	146											286
TOTAL	417	372											789
ARRESTS:													
Drug Arrests	4	3											7
Felony	28	28											56
Misdemeanor	22	23											45
Warrant Arrests	1	0											1
TOTAL	55	54											109
CITATIONS:													
Misdemeanor	4	5											9
Moving	81	79											160
Muni-Codes	0	0											0
DHSMC 131.27/Curfew	0	0											0
RCO 9.12.030a/Truant	0	0											0
TOTAL	85	84											169
Field Interrogations:	5	29											34

