

MONTHLY REPORT OF OFFENSES KNOWN TO THE POLICE:

1-720 (Rev. 02-22-13)

RETURN A

OMB No. 1110-0001

Expires 07-31-16

This report is authorized by law Title 28, Section 534, U.S. Code. Your cooperation in completing this form will assist the FBI, in compiling timely, comprehensive, and accurate data. Please submit this form monthly, by the seventh day after the close of the month, and any questions to the FBI, Criminal Justice Information Services Division, Attention: Uniform Crime Reports/Module E-3, 1000 Custer Hollow Road, Clarksburg, West Virginia, 26306; telephone 304-625-4830, facsimile 304-625-3566. Under the Paperwork Reduction Act, you are not required to complete this form unless it contains a valid OMB control number. The form takes approximately 10 minutes to complete. Instructions for preparing the form appear on the reverse side.

1 Classification of Offenses	2 Offenses Reported or Known to Police	3 Unfounded, i.e., False or Baseless Complaints	4 Number of Actual Offenses	5 Total Offenses Cleared by Arrest or Exceptional Means	6 Number of Clearances Involving Only Persons Under 18 Years of Age
1. CRIMINAL HOMICIDE					
a. Murder and Non-negligent Homicide 11					
b. Manslaughter by Negligence 12					
2. RAPE TOTAL 20	2		2		
a. Rape 21	2		2		
b. Attempt to Commit Rape 22					
Historical Rape (See instruction #15 below)	2				
3. ROBBERY TOTAL 30	4		4		
a. Firearm 31	1		1		
b. Knife or Cutting Instrument 32					
c. Other Dangerous Weapon 33					
d. Strong-Arm (Hands, Fists, Feet, etc.) 34	3		3		
4. ASSAULT TOTAL 40	28		28	16	2
a. Firearm 41	2		2	1	1
b. Knife or Cutting Instrument 42	1		1		
c. Other Dangerous Weapon 43	6		6	4	1
d. Strong-Arm (Hands, Fists, Feet, etc.) 44	6		6	2	
e. Other Assaults - Simple 45	13		13	9	
5. BURGLARY TOTAL 50	27		27		
a. Forcible Entry 51	20		20		
b. Unlawful Entry - No Force 52	4		4		
c. Attempted Forcible Entry 53	3		3		
6. LARCENY - THEFT TOTAL 60	14		14	4	
7. MOTOR VEHICLE THEFT TOTAL 70	21		21	2	
a. Autos 71	15		15	2	
b. Trucks and Buses 72	4		4		
c. Other Vehicles 73	2		2		
GRAND TOTAL 77	99-96		99-96	23-22	2

Checking any of the appropriate blocks below will eliminate your need to submit reports when the values are zero. This will also aid the national program in its quality control efforts.

- ☐ No Supplementary Homicide Report Submitted.
☐ No Supplement to Return A Submitted.
☒ No Law Enforcement Officers Killed or Assaulted.
☐ No Violent Crimes Against Seniors.
☒ No Hate Crimes.

- ☐ No Persons Under 18 Arrested.
☐ No Persons 18 or Over Arrested.
☒ No Arson Offenses Occurred.
☐ No Domestic Violence-Related Calls.
☒ No Anti-Reproduction Rights Crimes.

DESERT HOT SPRINGS PD
 65950 PIERSON BLVD.
 DESERT HOT SPRINGS, CA 92240
 Agency and State

CA0330600
 Agency ID
 26,200
 Population

Month and Year of Report: 12/17

Signature

1-7-18

Date

Bonnie Cunningham Records Supervisor

Report Prepared by

Title

Dale Mondary

Chief

APDC (Rev. 04/28/15) Print Date: 01/07/2018

**MONTHLY REPORT OF OFFENSES KNOWN TO THE POLICE:
SUPPLEMENT TO RETURN A**

PROPERTY STOLEN BY CLASSIFICATION

CLASSIFICATION		ACTUAL OFFENSES (Column 4, Return A)	VALUE OF PROPERTY STOLEN
1. Murder/Nonnegligent Manslaughter	12	3	
2. Rape (Total)	20	2	
3. Robbery			
(a) Highway (Streets, Alleys, etc.)	31		
(b) Commercial House (Except c, d, f)	32		
(c) Gas or Service Station	33		
(d) Convenience Store	34	1	\$280
(e) Residence (Anywhere on the Premises)	35		
(f) Bank	36		
(g) Miscellaneous	37	3	\$2,230
TOTAL ROBBERY	30	4	\$2,510
4. Assault (Not Applicable)			
5. Burglary - Breaking or Entering			
(a) Residence (Dwelling)			
(1) Night (6 P.M. - 6 A.M.)	51	7	\$2,400
(2) Day (6 A.M. - 6 P.M.)	52	14	\$17,960
(3) Unknown	53	4	\$11,010
(b) Non-Residence (Store, Office, etc.)			
(1) Night (6 P.M. - 6 A.M.)	54	2	
(2) Day (6 A.M. - 6 P.M.)	55		
(3) Unknown	56		
TOTAL BURGLARY	50	27	\$31,370
6. Larceny - Theft (Except Motor Vehicle Theft)			
(a) Over \$400	64	5	\$6,451
(b) \$200 to \$400	61		
(c) \$50 to \$199	62	2	\$238
(d) Under \$50	63	7	\$148
TOTAL LARCENY (Same as Item 6X)	60	14	\$6,837
7. Motor Vehicle Theft (Include Alleged Joy Ride)	70	21	\$72,400
GRAND TOTAL - All Items	77		\$113,117
Additional Analysis of Larceny and Motor Vehicle Theft			
6X. Nature of Larcenies Under Item 6			
(a) Pocket-Picking	81	1	\$143
(b) Purse-Snatching	82		
(c) Shoplifting	83	4	\$133
(d) From Motor Vehicles (Except e)	84	4	\$4,170
(e) Motor Vehicle Parts and Accessories	85	3	\$1,275
(f) Bicycles	86		
(g) From Buildings (Except c and h)	87		
(h) From Any Coin-Operated Machine (Parking Meters, etc.)	88	1	\$1,076
(i) All Other	89	1	\$40
TOTAL LARCENIES (Same as Item 6)	80	14	\$6,837
7X. Motor Vehicles Recovered			
(a) Stolen Locally and Recovered Locally	91	11	
(b) Stolen Locally and Recovered by Other Jurisdictions	92	1	
(c) Total Locally Stolen Motor Vehicles Recovered	90	12	
(d) Stolen Out of Town, Recovered Locally	93	15	

**MONTHLY REPORT OF OFFENSES KNOWN TO THE
POLICE:**



PROPERTY BY TYPE AND VALUE

Type of Property		Value of Property Stolen and Recovered In Your Jurisdiction	
		Stolen	Recovered
(A) Currency, Notes, etc.	01	\$1,210	
(B) Jewelry and Precious Metals	02	\$17,360	
(C) Clothing and Furs	03	\$303	\$17
(D) Locally Stolen Motor Vehicles	04	\$71,200	\$49,300
(E) Office Equipment	05	\$603	\$3
(F) Televisions, Radios, Stereos, etc.	06	\$1,300	
(G) Firearms	07		
(H) Household Goods	08	\$10,034	\$19
(I) Consumable Goods	09		
(J) Livestock	10		
(K) Miscellaneous	11	\$11,107	\$242
TOTAL	00	\$113,117	\$49,581

NOTE: Total of column (2) should agree with grand total (DATA ENTRY 77) shown on page 2. In column (3) include all property recovered even though stolen in prior months. The above is an accounting for only that property stolen in your jurisdiction. This will include property recovered for you by other jurisdictions but not property you recover for them.


DESERT HOT SPRINGS PD
65950 PIERSON BLVD.
DESERT HOT SPRINGS, CA 92240
Agency and State
CA0330600
Agency ID
26,200
Population

Month and Year of Report: 12/17

 1-7-18
Signature Date
Bonnie Cunningham Records Supervisor
Report Prepared by Title
Dale Mondary 
Chief

DESERT HOT SPRINGS POLICE DEPARTMENT
2017 CRIME STATISTICS REPORT

Crimes	January 2017	February 2017	March 2017	April 2017	May 2017	June 2017	July 2017	August 2017	September 2017	October 2017	November 2017	December 2017	Totals 2017
Criminal Homicide													
a. Murder & Non-negligent	0	1	2	0	0	1	0	0	1	2	0	0	7
b. Manslaughter	0	0	0	0	0	0	0	0	0	0	0	0	0
Forcible Rape													
a. Rape by Force	4	1	2	0	2	1	0	2	2	1	0	2	17
b. Attempts to Commit Forcible Rape	0	0	0	0	0	0	0	0	1	0	0	0	1
Robbery													
a. Firearm	3	0	4	5	0	1	2	3	3	2	1	1	25
b. Knife or Cutting Instrument	4	0	0	0	1	0	0	0	0	1	0	0	6
c. Other Dangerous Weapon	0	1	0	0	0	0	1	0	0	0	0	0	2
d. Strong-Arm (Hands,Fists,Feet,etc.)	3	1	2	1	3	0	2	2	0	3	3	3	23
Assault													
a. Firearm	1	0	2	8	1	9	19	0	0	3	3	2	48
b. Knife or Cutting Instrument	3	3	4	3	2	1	1	3	1	0	2	1	24
c. Other Dangerous Weapon	0	1	2	5	3	11	5	5	2	5	2	6	47
d. Strong-Arm (Hands,Fists,Feet,etc.)	9	9	11	9	10	5	7	6	4	6	10	6	92
e. Other Assaults - Simple	9	11	16	9	17	6	12	9	11	12	6	13	131
Burglary													
a. Forcible Entry	13	15	19	25	24	17	13	11	17	25	18	20	217
b. Unlawful Entry - No Force	9	5	11	16	13	13	10	4	6	10	10	4	111
c. Attempted Forcible Entry	0	0	2	2	1	3	1	0	0	1	0	3	13
Larceny - Theft	6	12	18	27	18	15	19	13	18	16	13	14	189
Motor Vehicle Theft													
a. Autos	20	11	23	22	12	15	26	15	18	12	10	15	199
b. Trucks and Buses	1	4	4	5	4	6	5	3	1	2	0	4	39
c. Other Vehicles	2	1	1	3	1	1	0	0	3	2	0	2	16
2017 Totals	87	76	123	140	112	105	123	76	88	103	78	96	1207
2016 Totals	127	116	121	107	133	102	84	96	77	96	121	99	1279


Dale Mondary, Chief of Police

**DESERT HOT SPRINGS POLICE DEPARTMENT
PATROL STATISTICS - 2017**

	JAN.	FEB.	MAR.	APR.	MAY	JUNE	JULY	AUG.	SEPT.	OCT.	NOV.	DEC.	ANNUAL
EVENTS:													
Calls for Service	2029	1764	1949	1932	1983	1883	1845	1778	1885	1816	1752	1966	22582
Officer Initiated	767	657	516	479	498	598	488	628	714	n/a	n/a	n/a	5345
TOTAL	2796	2421	2465	2411	2481	2481	2333	2406	2599	1816	1752	1966	27927
EVENT TYPES:													
Traffic Stops	202	184	154	164	137	180	140	106	188	143	163	190	1951
Bus/Bulding Checks	405	393	296	268	293	344	337	443	465	342	372	300	4258
Vehicle Checks	141	157	119	143	163	120	109	126	145	131	116	147	1617
Pedestrian Checks	295	232	238	275	250	212	217	230	191	236	238	229	2843
TOTAL	1043	966	807	850	843	856	803	905	989	852	889	866	10669
OFFICER REPORTS:													
Accident	35	46	54	61	39	48	46	63	65	49	43	55	604
Arrests	95	84	84	75	86	87	88	70	65	94	87	97	1012
Criminal	145	138	167	195	165	180	186	130	131	146	156	182	1921
Non-Criminal	195	136	168	158	150	151	134	151	332	138	121	135	1969
TOTAL	470	404	473	489	440	466	454	414	593	427	407	469	5506
ARRESTS:													
Drug Arrests	5	13	7	5	3	6	7	3	7	5	5	14	80
Felony	28	38	31	35	31	44	41	28	29	37	37	41	420
Misdemeanor	34	41	35	23	24	31	23	18	28	23	35	50	365
Warrant Arrests	0	1	1	3	0	0	2	3	1	1	5	2	19
TOTAL	67	93	74	66	58	81	73	52	65	66	82	107	884
CITATIONS:													
Misdemeanor	11	24	14	14	13	19	9	13	15	14	14	21	181
Moving	65	48	24	27	18	25	14	27	40	28	11	25	352
Muni-Codes	0	0	0	0	0	0	0	0	0	0	0	0	0
DHSMC 131.27/Curfew	0	0	0	0	0	0	0	0	0	0	0	0	0
RCO 9.12.030a/Truant	3	3	8	7	2	0	0	0	6	5	0	5	39
TOTAL	79	75	46	48	33	44	23	40	61	47	25	51	572
Field Interrogations:	40	52	40	26	6	9	10	0	5	0	5	8	201