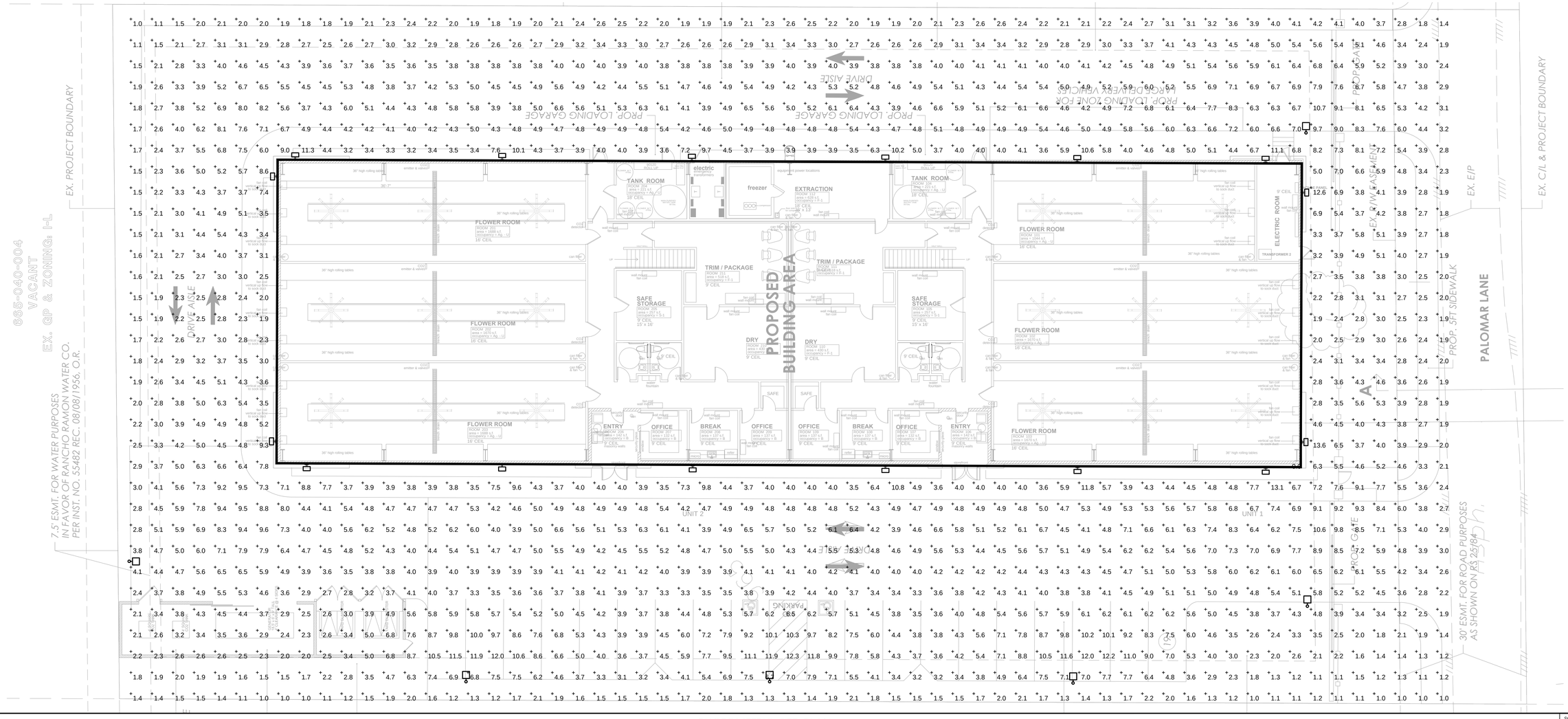

PHOTOMETRIC SITE PLAN

SCALE: 1"=10'-0" 2

VIPER S SERIES

SMALL VIPER LUMINAIRE

Cat.#
Job
Type
Approvals

BEACON

SPECIFICATIONS

Intended Use:
The Beacon Viper luminaire is available with a wide choice of different LED Wattage configurations and optical distributions designed to replace HID lighting up to 400W MH or HPS.

Construction:
- Manufactured with die cast aluminum.
- Coated with a polyester finish that meets ASTM B117 corrosion test requirements and ASTM D522 cracking and loss of adhesion test requirements.
- External hardware is corrosion resistant.
- One piece optical cartridge system consisting of an LED engine, LED lamps, optics, gasket and stainless steel bezel.
- Cartridge is held together with internal brass standoffs soldered to the board so that it can be field replaced as a one piece optical system.
- Two-piece silicone and micro-cellular polyurethane foam gasket ensures a weather-proof seal around each individual LED.

Electrical:
- 100V through 277V, 50 Hz to 60 Hz (UNV), or 347V or 480V input.
- Power factor is ≥.90 at full load.
- All electrical components are rated at 50,000 hours at full load and 25°C ambient conditions per MIL - 217F Notice 2.
- Dimming drivers are standard, but must contact factory to request wiring leads for purpose of external dimming controls.
- Component-to-component wiring within the luminaire may carry no more than 80% of rated load and is certified by UL for use at 600VAC at 90°C or higher.
- Plug disconnects are certified by UL for use at 600 VAC, 13A or higher. 15A rating applies to primary (AC) side only.
- Fixture electrical compartment shall contain all LED driver components and shall be provided with a push-button terminal block for AC power connections.
- The housing is designed for an optional twist lock photo control receptacle.
- Ambient operating temperature -40°C to 40°C
- Surge protection - 20KA.
- Optional 7-pin ANSI C136.41 2013 twist-lock photo control receptacle available. Compatible with ANSI C136.41 external wireless control devices.
- Litesheld™ Circuit - protects luminaire from excessive temperature. The device shall activate at a specific, factory-preset temperature, and progressively reduce power over a finite temperature range. Operation shall be smooth and undetectable to the eye. Thermal circuit is designed to "fail on", allowing the luminaire to revert to full power in the event of an interruption of its power supply, or faulty wiring connection to the drivers. The device shall be able to co-exist with other 0-10V control devices (occupancy sensors, external dimmers, etc.).

Controls/Options:
- Available with an optional passive infrared (PIR) motion sensor capable of detecting motion 360° around the luminaire. When no motion is detected for the specified time, the Motion Response system reduces the wattage to factory preset level, reducing the light level accordingly. When motion is detected by the PIR sensor, the luminaire returns to full wattage and full light output. Please contact Beacon Products if project requirements vary from standard configuration.
- Available with Energenr for optional set dimming, timed dimming with simple delay, or timed dimming based on time of night (see www.beaconproducts.com/solutions/energenr).
- In addition, Viper can be specified with **SiteSync™** wireless control system for reduction in energy and maintenance cost while optimizing light quality 24/7. See ordering information or visit www.hubbelllighting.com/siteswc/swc for more details.

Installation:
- Mounting options for horizontal arms, vertical tenon or traditional arm mounting available. Mounting hardware included.

Finish:
- IFS polyester powder-coat electro-statically applied and thermocured.
- IFS finish consists of a five stage pretreatment regimen with a polymer primer sealer and top coated with a thermoset super TGIC polyester powder coat finish.
- The finish meets the AAMA 605.2 performance specification which includes passing a 3000 hour salt spray test for corrosion resistance and resists cracking or loss of adhesion per ASTM D522 and resists surface impacts of up to 160 inch-pounds.

Listings:
- DesignLights Consortium (DLC) qualified, consult DLC website for more details: http://www.designlights.org/QPL
- Listed to UL1598 and CSA22.2#250.0-24 for wet locations and 40°C ambient temperatures
- 3G rated for ANSI C136.31 high vibration applications with SF2 mounting
- IDA approved

Warranty:
Five year limited warranty for more information visit:
www.hubbelllighting.com/resources/warranty

PRODUCT IMAGE(S)

DIMENSIONS

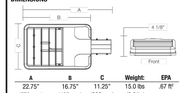

A	B	C	Weight:	EPA
22.75" (578 mm)	16.75" (425 mm)	11.25" (286 mm)	15.0 lbs (6.8 kg)	.67 ft²

MOUNTING OPTIONS

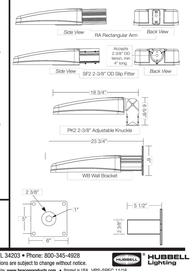

CERTIFICATIONS/LISTINGS

*ISO9001 and related QSTs only

Beacon Products • 2041 58th Avenue Circle East Bradenton, FL 34203 • Phone: 800-345-4928
Due to our continued efforts to improve our products, product specifications are subject to change without notice.
© 2015 BEACON PRODUCTS. All Rights Reserved • For more information visit our website: www.beaconproducts.com • Printed in USA VPS-SPEC 11/16

TRAVERSE SERIES

SURFACE/CEILING/GARAGE

Cat.#
Job
Type
Approvals

BEACON

SPECIFICATIONS

Intended Use:
The Traverse luminaire is a wall surface mounted luminaire with a field replaceable LED module. The TRV Luminaire's electrical components are totally enclosed in a rain-tight and corrosion-resistant die cast aluminum housing. The TRV Luminaire is suitable for wet locations.

Construction:
- Traverse luminaire consists of a die cast aluminum two-piece housing.
- Die cast main (thermal) housing provides direct heat exchange between the LED light engine and the cool outdoor air by drawing heat through integral heat channels and out to the sculptured and functional luminaire surfaces.
- LED drivers are thermally isolated from the main housing, mechanically attached and heat sinked to the rear housing.
- Main housing is designed with heat dissipat ing fins for LED thermal management without the use of metallic screws, capes, or fans.
- Shape of the main housing is designed to prevent debris accumulation and as a bird nesting deterrent. The back and main housings are designed to hinge open for easy mounting and easy access.

LED/Optics:
- Optical one piece cartridge system consisting of an LED engine, LED lamps, optics, gasket and stainless steel bezel.
- Cartridge is held together with internal brass standoffs soldered to the board so that it can be field replaced as a one piece optical system.
- A two-piece die cut silicone and polycarbon ate foam gasket ensures a weather-proof seal around each individual LED and allows the Traverse luminaire to be rated for high-pressure hose down applications.
- Optical cartridge is secured to the extruded housing with fasteners and a heat pad to ensure thermal conductivity.
- Optics are held in place without the use of adhesives and the complete assembly is gasketed for high pressure hose down cleaning.
- Cartridge assembly is available in various lighting distributions using TIR designed acrylic optical lenses over each LED.

Electrical:
- 100V through 277V, 50 Hz to 60 Hz (UNV).
- Power factor is min 0.92 at full load.
- All electrical components are rated at 50,000 hours at full load and 40°C ambient conditions per MIL - 217F Notice 2.
- Optional 0 to 10 volt dimming drivers are available upon request.
- Component-to-component wiring within the luminaire may carry no more than 80% of rated load and is listed by UL for use at 600VAC at 50°C or higher.
- Plug disconnects are listed by UL for use at 600 VAC, 15A or higher. 15A rating applies to primary (AC) side only.
- Surge protection - 20KA

Controls/Options:
- Traverse is available with an optional passive infrared (PIR) motion sensor capable of detecting motion 360° around the luminaire. When no motion is detected for the specified time, the Motion Response system reduces the wattage down to a factory preset level, reducing light level accordingly. When motion is detected, the luminaire returns to full wattage and full light output. Please contact Beacon Products if project requirements vary fro m the standard configurations
- Available with Energenr for optional set dimming with simple delay, or timed dimming based on time of night (see Energenr product page for more details www.beaconproducts.com/solutions/energenr)
- In addition, Traverse can be specified with **SiteSync™** wireless control system for reduction in energy and maintenance cost while optimizing light quality 24/7. See ordering information or visit: www.hubbelllighting.com/siteswc/swc for more details

Installation:
- Rear housing (back plate) is designed with various bolt patterns for direct wall mounting or mounting to a recessed 4" junction box.
- Rear housing has three integral 3/4" NPT power feed locations (bottom and each side) for surface mounted conduit applications.
- After mounting the rear housing to the wall or junction box, the front housing is designed to hang and hinge closed after connecting the male and female quick connectors.
- Mounting design permits a simple retrofit to existing wall luminaires that utilize surface mount or recessed junction boxes.

Finish:
- IFS polyester powder-coat electro-statically applied and thermocured.
- IFS finish consists of a five stage iron phosphate chemical pretreatment regimen with a polymer primer sealer, overall coat, and top coated with a thermoset super TGIC polyester powder coat finish.
- The finish meets the AAMA 605.2 perfor mance specification which includes passing a 3000 hour salt spray test for corrosion resistance and resists cracking or loss of adhesion per ASTM D522 and resists surface impacts of up to 160 inch-pounds.

Listings:
The luminaire shall bear a CSA label and be marked suitable for wet locations (standard).

Warranty:
Five year limited warranty for more information visit:
www.hubbelllighting.com/resources/warranty

PRODUCT IMAGE(S)

DIMENSIONS

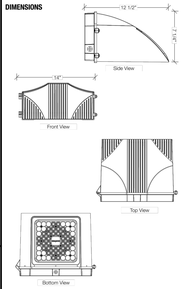

CERTIFICATIONS/LISTINGS

*ISO9001 and related QSTs only

Beacon Products • 2041 58th Avenue Circle East Bradenton, FL 34203 • Phone: 800-345-4928
Due to our continued efforts to improve our products, product specifications are subject to change without notice.
© 2016 BEACON PRODUCTS. All Rights Reserved • For more information visit our website: www.beaconproducts.com • Printed in USA TRV-SPEC 11/16

LIGHT FIXTURE CUT SHEETS

SCALE: N/A 1

Building Design & Planning
Villa & Company
Jeffery N. Villa 383 N. Halle Avenue, Escondido, Calif. 92029 760-519-6920 JVillaCompany.com

Project Number: 16-66
Professional Engineers & Lighting Consultants
o: 760-345-9200 f: 760-345-7170
PALM DESERT | SANTA ANA | SAN DIEGO
MRC ENGINEERING, INC.

CANNA VALLEY CULTIVATION FACILITY

PALOMAR LANE
CITY OF DESERT HOT SPRINGS, CA. 92204
814-426-4469 Napaving@msn.com

PHOTOMETRIC SITE PLAN

REVISIONS

DESCRIPTION	DATE

REVISED BY: J.N.V.
9-29-15

E1.0