LIGHTING FIXTURE CUT SHEETS

NEPTUN LIGHT — LED AREA LIGHT FIXTURE

A

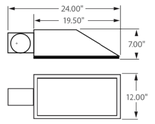

** AVAILABLE **
Bi-Level 100% | Dimming 50%
0 - 10V
FULL DIMMING

DarkSky FRIENDLY

Incredible 75,000 hrs

GENERAL DESCRIPTION

Neptun's LED shoebox combines classic form and versatility to make it an excellent choice for new construction or retrofit applications. The LED-217 series shoebox fixture is offered in a variety of wattages and mounting options to provide maximum flexibility in all types of applications. It can replace existing HID & HPS fixtures up to 250W.

APPLICATION

- Parking Lot Lighting
- Car Lot Lighting
- Area & Storage Lighting
- Street Lighting
- Walkway Lighting
- Building Accent Lighting

STRUCTURE, MATERIALS, & FEATURES

- Heavy-gauge, die-cast aluminum housing.
- Heat and impact resistant sealed glass lens around optics.
- Integral structural support plate for mounting arm ensures strength.
- Corrosion resistant electrocoat bronze finish (custom colors available).
- Hinged aluminum door frame incorporates stainless steel hardware.
- Available in adjustable tilt pole mount or wall mount.
- High Output COB LED's.
- Driver with built in Neptun Surge Protective Device (NSPD) provides single phase protection for Line/Neutral, Line/Ground, and Neutral/Ground in accordance with IEEE C62.41 C High (10kV & 10kA).
- InstantON flicker-free Cold Start and Hot Re-Start.
- Up to 15 years Maintenance free operation.
- 5 Year Warranty on complete fixture. (LED's, Driver, & Housing)
- **Optional**: Bi-Level Dimming, 0-10V Dimming, Wi-Fi Control, Remote Monitoring and ON/ OFF Control, DC 24V Operation - Solar Compatible

ORDERING INFORMATION

Sample Number: LED-217040-UNV-0-10VDIM-APM-850-LD-T3-BRZ
Custom options and accessories available. Please consult factory.

Series	Wattage	Voltage	Options	Mounting	CCT	Accessories	Optics	Color
LED-217	080	UNV			850		T3	
LED-217 = Area/ Parking Fixture	**040** = 40 W **060** = 60 W **080** = 80 W **100** = 100 W **120** = 120 W	**UNV** = 120-277 VAC **347V** = 347 VAC **480V** = 480 VAC **24VDC** = 24 VDC	**0-10VDIM** = 0-10V Dimming **BL-DIM** = Bi-Level Dimming * * Includes Motion Sensor	**APM** = Adjustable Pole Mount **AWM** = Adjustable Wall Mount Arm	**835** = 3500°K **841** = 4300°K **850** = 5000°K * * Standard	**LD** = Twistlock Photocell **MD** = Motion Sensor ON/OFF **LGN** = Light Genie Node ** ** Contact factory for product information	**T3** = Type 3 **T5** = Type 5	**BRZ** = Bronze * Custom Colors Available

RoHS

lightinnovations@work™

LITHONIA LIGHTING

Catalog Number	TWP 150S
Notes	
Type	B

FEATURES & SPECIFICATIONS

INTENDED USE — For entrances, loading docks, walkways and vehicle ramps.

CONSTRUCTION — Rear housing: Rugged, corrosion-resistant, die-cast aluminum. Corrosion-resistant external hardware includes stainless steel hinge and tamperproof fasteners.

Front housing and refractor: one-piece, injection-molded, UV-stabilized polycarbonate.

Finish: Dark bronze (DDB) corrosion-resistant polyester powder.

OPTICS — Reflectors finished in white thermosetting polyester powder, electrostatically applied. Standard finish on opaque portion of front cover and back housing is dark bronze polyester enamel. Refractor is sealed and gasketed to inhibit the entrance of outside contaminants.

ELECTRICAL — Ballast: Low and high pressure sodium are high reactance, high power factor. Metal halide 50-150W are high reactance, high power factor and are standard with pulse-start ignitor technology. "SCWA" not required. Constant wattage autotransformer for 277/347 CSA, NOM or ANSI, required for product shipments outside of the US. Super CWA: pulse-start ballast, 88% efficient and ESA/ Ingenieur compliant, is required for 175W CSCWA options for US shipments only. Ballast is 100% factory-tested.

Socket: Porcelain, horizontally oriented, single-ended tungsten base socket for 35W low pressure sodium; medium base socket for 70-150W; and mogul base socket for 175W; with copper alloy, nickel-plated screw shell and center contact. UL listed 3500K, 600V.

INSTALLATION — Top 3/4" threaded wiring access. Back access through removable 3/4" knockout. Feed-thru wiring can be achieved by using a conduit tee. Mount on any flat, vertical surface.

LISTINGS — Listed and labeled to UL standards. Listed and labeled to CSA standards (see Options). NOM Certified (see Options). UL listed for 25°C ambient and wet locations. IP64 rated.

Note: Not recommended for use in car wash interior applications.

Specifications subject to change without notice.

Wall Packs

TWP

METAL HALIDE 70W-175W
HIGH PRESSURE SODIUM 35W-150W
LOW PRESSURE SODIUM 35W
0° to 15° Mounting

Specifications
Weight: 15-1/2 (39.4).
Width: 16-1/8 (41.0).
Depth: 7-3/4 (19.7).
*Weight: 17.9 lbs. (8.12 kg)
All dimensions are inches (centimeters) unless otherwise indicated.
* Weight as configured in example below.

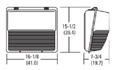

ORDERING INFORMATION

For shortest lead times, configure product using **standard options (shown in bold).**

Example: TWP 100M 120 LP1

TWP						
Series	**Wattage**	**Voltage**	**Ballast**	**Options**	**Finish**	**Lamp**[6]
TWP	Metal halide **70W**[1] **100W**[1] **150W** **175W**[1,2] Ceramic metal halide 50W(NC)[1,7] 100W(NC)[7] 150W(NC)[7] High pressure sodium[1] 35W[1] **50W** **70W** **100W** **150W**[1] Low pressure sodium[1] 35W	**120** **208**[1] **240**[1] **277** **347** **480**[1] **TB**[1] 2500K(NC)[8]	(blank) **Magnetic ballast** CWI Constant wattage isolated Pulse Start E **SCWA Super CWA pulse start ballast** Note: For shipments to U.S. territories, SCWA must be specified to comply with USA.	Shipped installed in fixture SF Single fuse (120, 277, 347V) DF Double fuse (208, 240, 480V) EC Emergency circuit[9] QSS Quartz restrike[9] QPSTS[9] Quartz restrike system with time-delay[4,9] **PE Photoelectric cell, button type[9]** **CSA Listed an labeled to comply with Canadian Standards** NOM NOM Certified[9] INTL Available for 175W pro-lite start shipping outside the U.S. PS Pad shield Shipped separately[9] WG Wire guard	(blank) **Dark bronze** **DBL Black** DMB Medium bronze **DNW White** DNA Natural aluminum DSS Sandstone CR Enhanced corrosion resistant CRT Non stick protective coating[9]	**LP1 Lamp included** **L/LP Less lamp**

Notes
1 Not available with SCWA.
2 Not available with 480V.
3 These wattages do not comply with California Title 20 regulations.
4 120V only.
5 Operates 150 lamp.
6 Must specify CWI for use in Canada.
7 Optional ceramic tap ballast (120, 208, 240, 277V). In Canada 110, 277, 347V; ships as 120/347.
8 Consult factory for available wattages.
9 Maximum of one side-mounted accessory. Not available with 480V or TB.
10 Not available with 480V or TB.
11 May be ordered as an accessory with prefix TWP. Requires field modification.
12 Black finish (coating applied to housing only).
13 Must be specified. 8/32 N.B. ANC.

OUTDOOR

TWP_N_S_S

Plotted: @PLTDATELONG

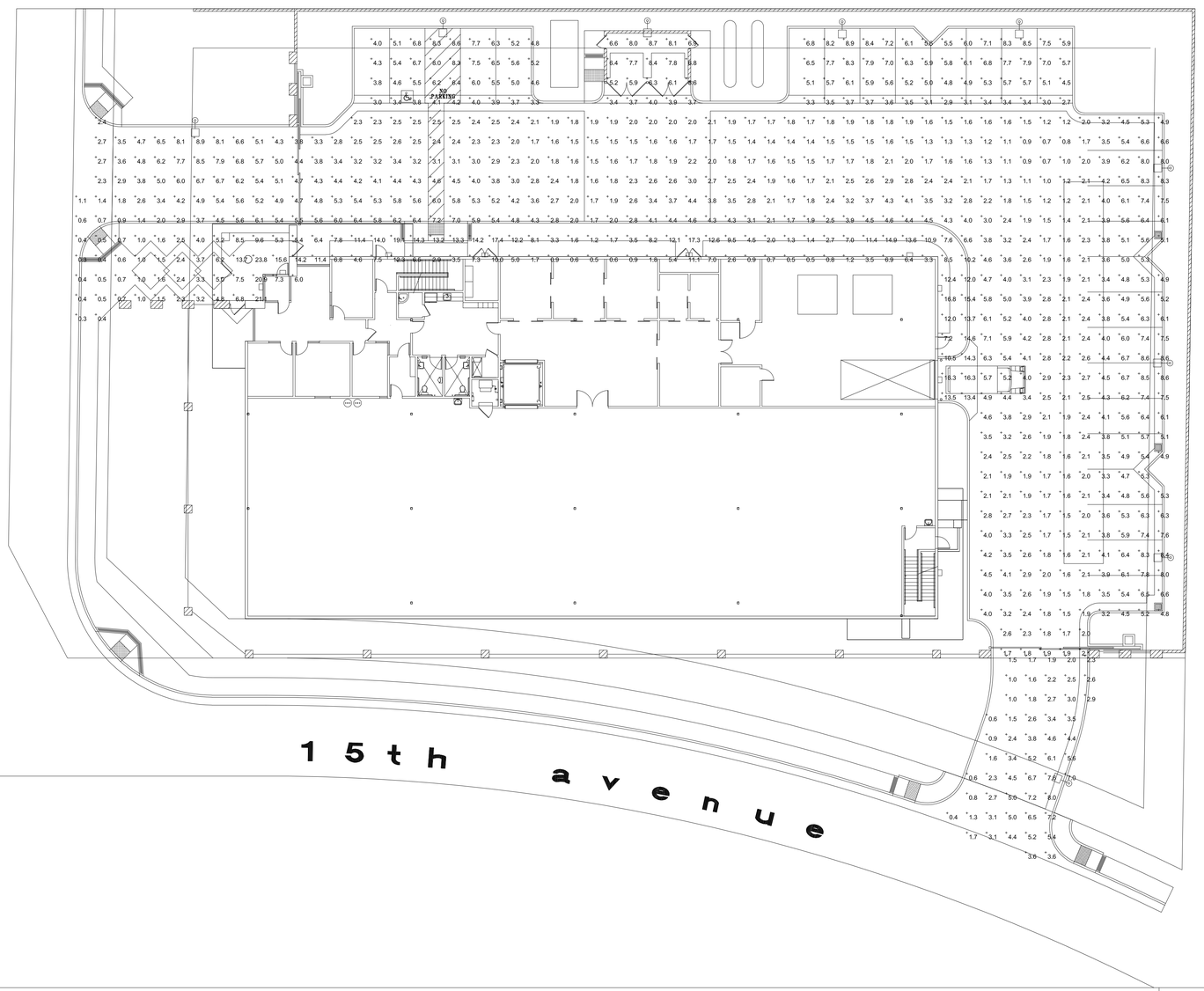

Schedule

Symbol	Label	QTY	Catalog Number	Description	Lamp	Number Lamps	Lumens per Lamp	LLF	Wattage
	A	9	LED-217080-UNV-850-T3	LED Area Light	Arm-mounted Area luminaires	1	8381	1	80.9
	B	9	TWP 150S	DIE-CAST GENERAL PURPOSE WALLPACK WITH POLYCARBONATE REFRACTOR	ONE 150-WATT CLEAR ED-17 HIGH PRESSURE SODIUM, HORIZONTAL POSITION.	1	16000	1	189

Statistics

Description	Symbol	Avg	Max	Min	Max/Min	Avg/Min
Parking Lot	+	4.3 fc	23.8 fc	0.3 fc	79.3:1	14.3:1
South Entry (15th Ave)	+	3.4 fc	8.0 fc	0.4 fc	20.0:1	8.5:1

REVISIONS	BY

COPYRIGHT 2016

SOUTHWEST GROUP
ENGINEERING CONSULTANTS, INC.
9201 Research Dr. Irvine CA 92618
Tel (949) 387-8989 Fax (949) 387-3993
www.swgengineering.com

SWG No. CMA16993

* * * Unless this document is a BLACKLINE print on colored background specified on the TITLE SHEET it is NOT to be used for construction * * *
This drawing may not be reproduced in whole or part without the expressed written consent of the Architect. Identifying marks and symbols have been incorporated to maintain conformance with this requirement.

A Cultivation Facility for:
AGreenCultureDHS Corp. Inc.
Little Morongo Rd.
Desert Hot Springs, California 92240
Parcel 45; RS 21/85
A.P.N. / 666-080-021

a green culture dhs

DRAWN	GBG
CHECKED	RML
DATE	10-5-18
SCALE	1/16" = 1'-0"
JOB NO.	1810.00
SHEET NO.	E1.0

SITE PLAN PHOTOMETRICS

SITE PLAN PHOTOMETRICS 1/16" = 1'-0" A